



Shenzhen Shumatt Technology Co., Ltd.

## Injector Solenoid Valve **F00VC30058** Technical File

SKU: B20000B2BC30058



**Injector Solenoid Valve F00VC30058 Technical File**

1. F00VC30058 Injector Solenoid Valve Introduction .....	2
1.1. F00VC30058 Injector Solenoid Valve Basic Information .....	2
1.2. F00VC30058 Injector Solenoid Valve Common Part Number .....	2
1.3. F00VC30058 Injector Solenoid Valve Parameters .....	3
1.4. F00VC30058 Injector Solenoid Valve Specifications And Dimensions .....	3
1.5. F00VC30058 Injector Solenoid Valve Quality Control .....	3
1.6. F00VC30058 Injector Solenoid Valve Customization Service .....	3
1.7. F00VC30058 Injector Solenoid Valve Packaging List And Packaging Dimensions .....	4
1.8. F00VC30058 Injector Solenoid Valve Testing Standards and Certificates .....	5
1.9. F00VC30058 Injector Solenoid Valve Warranty Instructions .....	6
1.10. F00VC30058 Injector Solenoid Valve Manufacturer .....	7
2. F00VC30058 Injector Solenoid Valve Technical Support .....	7
2.1. F00VC30058 Injector Solenoid Valve Utilized Location .....	7
2.2. F00VC30058 Injector Solenoid Valve Installation .....	8
2.3. Reasons of F00VC30058 Injector Solenoid Valve Not Working Normally .....	9
2.4. Causes of F00VC30058 Injector Solenoid Valve Being Damaged .....	9
2.5. F00VC30058 Injector Solenoid Valve Technical Support Obtaining Methods .....	10
3. F00VC30058 Injector Solenoid Valve Purchase And Delivery .....	10
3.1. F00VC30058 Injector Solenoid Valve Purchase And Payment Term .....	10
3.2. F00VC30058 Injector Solenoid Valves Main Sales Markets .....	10
3.3. F00VC30058 Injector Solenoid Valve Declaration Requirements .....	10
3.4. F00VC30058 Injector Solenoid Valve Shipping Ways .....	10
3.5. F00VC30058 Injector Solenoid Valve Delivery Time .....	11
3.6. F00VC30058 Injector Solenoid Valve Logistics Time for Destination Out of China's Areas .....	11
3.7. F00VC30058 Injector Solenoid Valve Shipping Package .....	11
4. F00VC30058 Injector Solenoid Valve Storage Standards .....	12
5. Company Information .....	13
5.1. Company Introduction .....	13
5.2. Sales Contact Information .....	14
6. Copyright Statement .....	14

## Injector Solenoid Valve **F00VC30058** Technical File

### 1. F00VC30058 Injector Solenoid Valve Introduction

#### 1.1. F00VC30058 Injector Solenoid Valve Basic Information

Title	China Made New <b>0445110 Series</b> Injector Solenoid Valve F00VC30058
SKU	B20000B2BC30058

#### 1.2. F00VC30058 Injector Solenoid Valve Common Part Number

##### (1) Injector Solenoid Valve Applicable for Injector Model

Injector Part Number	Injector Part Number	Injector Part Number	Injector Part Number
0445110038	0445110059	0445110063	0445110084
0445110087	0445110091	0445110092	/

##### (2) Injector Solenoid Valve Application Information

Vehicle brand	Car Model	Engine Model	OE Number
/	Espace III 2.2 dCi	G9T...	82 00 010 074
/	Voyager 2.5 CRD	ENC	5066 820AA
OPEL	Movano 2.2 DTI	G9T-720	4402535
/	Avantime 2.2 DCI	G9T 712	82 00 084 534
/	Interstar 2.5 Diesel Turbo dCi 120	G9U...	9112247
/	H-1 2.5 CRDi	D4CB	33800 4A000
/	/	/	33800 4A000Y

##### (3) Injector Solenoid Valve's Common Writing Methods

0445110038, 0445110059, 0445110063, 0445110084, 0445110087, 0445110091, 0445110092, 0445110102, 0445110141, 0445110185, 0445110186, 0445110221, 0445110222, 0445110223, 0445110231, 0445110279, 0445110283, 0445110306, 0445110336, 0445110337, 0445110730, 0445110762, 0445110763, 82 00 010 074, 82 01 043 564, 05066 820AA, 5066 820AA, 5066820AA, 510990024, 15 06 2036F, 4402535, 9110535, 82 00 010 075, 77 01 474 032, 82 00 084 534, 82 00 936 736, 82 01 043 626, 9112247, 93190336, 93167533, 82 00 101 135, 82 00 549 067, 82 00 928 996, 77 01 473 631, 33800 4A000, 33800 4A000Y, 93190330, 93167530, 4417362, 82 00 112 289, 82 00 936 740, 82 00 549 058, 77 01 473 630, 9109795, 4417364, 93190346, 82 00 146 357, 82 00 549 063, 82 00 928 978, 77 01 474 813, 74 85 128 252, 33800 4A300, 33800 4A100, 15 06 2049F, 33800 2A100, 338002A110, 33800-2A100, 33800-2A110, 93 342 272, 9 4070 46 4 0034, 93342272, 2P0 130 201, 33800-4A160, 33800-4A170, 33800 4A150, 33800 4A350, 33800-4A360, 33800-4A370, 33800 4A000N, 9 4070 46 4 0044, 33800 4A160, 33800 4A360, F00VC30058

## 1.3. F00VC30058 Injector Solenoid Valve Parameters

Adaptation System: **Common Rail System**

Injector Solenoid Valve Series: **110 series CRI1-13**

Injector Solenoid Valve Type: **Solenoid Type**

## 1.4. F00VC30058 Injector Solenoid Valve Specifications And Dimensions

Injector Solenoid Valve Size: **5cm\* 3cm \*3cm =55cm<sup>3</sup>**

Individual Injector Solenoid Valve Weight: **80g**

Injector Solenoid Valve With Packaging Weight: **100g**

Injector Solenoid Valve Quality: **China Made New**

Injector Solenoid Valve Packaging Size: **7cm\* 5cm \*5cm**

Injector Solenoid Valve Type: **High Pressure Common Rail Injector Solenoid Valve**

Injector Solenoid Valve Minimum Order Quantity: **1 piece**

## 1.5. F00VC30058 Injector Solenoid Valve Quality Control

### (1) Injector Solenoid Valve Testing

All parts of the injector solenoid valve have undergone electrical characteristics testing, precision testing, high temperature testing, low temperature testing, withstand pressure testing, leakage testing, durability testing, and various working conditions testing.

### (2) Injector Solenoid Valve Installation

In addition, the injector solenoid valve production and installation process is quality controlled. Our company strictly follows the standard product installation data and product installation steps for installation, such as injector solenoid valve stroke test, injector solenoid valve solenoid valve tightening torque, injector solenoid valve nozzle tightening torque.

### (3) Injector Solenoid Valve Inspection

The factory inspection of the injector solenoid valve has undergone three inspections: full inspection, random inspection, and batch inspection. Different brands of test benches are used to test the same injector solenoid valve for a total of no less than three times for factory inspection, and the fuel injector installation testing environment are progressed in dust-free workshop.

## 1.6. F00VC30058 Injector Solenoid Valve Customization Service

**(1) Injector Solenoid Valve Customization Service Coverage:** Meet OEM manufacturers' customization needs for shell engraving, logo engraving, injector solenoid valve internal packaging, injector solenoid valve external packaging and labels, etc.

	
Injector Solenoid Valve Shell Engraving	Neutral Gray And Black Packaging Box

**(2) Injector Solenoid Valve Customization Service Requirements:**

The purchase of customized injector solenoid valve is no less than **10** pieces.







The purchase of customized injector solenoid valve boxes is no less than **1000** pieces.

▲ Customized products involve the need of specify logo, the OEM manufacturer needs to provide trademark authorization and the sample of logo image file.

▲ Once the customized injector solenoid valve is sold, it can't be returned or exchanged if there is no quality problems.

**1.7. F00VC30058 Injector Solenoid Valve Packaging List And Packaging Dimensions**

**(1) Injector Solenoid Valve Parts List**

NO.	1	2	3
Picture			
Name	Injector Solenoid Valve Assembly	Circlip	Solenoid Valve O-Ring
Description	Injector solenoid valve part number: F00VC30058	Fix the oil return, prevent the oil return pipe from falling off	Ensure that the sealing performance between the solenoid valve and the injector reaches the standard
NO.	4	5	6
Picture			
Name	Green Anti-Rust Bag	Lining	Injector Solenoid Valve Packaging Box
Description	Prevent injector solenoid valve from rusting	Prevent the injector solenoid valve from being damaged by external forces	Place the injector solenoid valve and accessories

▲ Minors are prohibited from using the injector solenoid valve assembly, O-ring, nozzle protective cover, injector solenoid valve shell protective cover, oil return protective cover, VCI anti-rust bag, and bubble bag to avoid personal injury.

▲ O-rings and nozzle washer shim are one-time installation accessories and need to be replaced when installed again.

▲ The nozzle protective cover, injector solenoid valve shell protective cover, and oil return protective cover are recyclable accessories and can be reused.

▲ VCI anti-rust bags and bubble bags are non-degradable materials, please dispose of them properly after using.

⚠ The injector solenoid valve and the installation part duct must be treated with appropriate sealing oil during installation.

(2) Injector Solenoid Valve Packaging Box Size



NO.	Name	Injector Solenoid Valve Packaging Size (Cm)
1	injector solenoid valve packaging box	7*5*5

1.8. **F00VC30058** Injector Solenoid Valve Testing Standards and Certificates

We can provide the factory quality inspection test report of each injector solenoid valve to ensure that each injector solenoid valve delivered meets the engine performance indicators.



BOTEN		测试报告		4.05.2019 10:42:09	
承办单位: _____					
电话: _____		地址: _____			
传真: _____		检测人: _____			
客户地址: _____		送检单位: _____			
电话: _____		客户姓名: _____			
传真: _____		_____			
检测地址: _____					
检测名称: <u>酸雨检测</u>					
型号/零件号: _____					
检测地点: _____					

检测结果					
检测标准号: GB1002-6511		检测项目	检测结果	判定标准	判定结果
LEAK TEST:	30	— 4 —	0.5	20.0 ± 1.0	✓
Back:	30	— 4 —	75.7	40.0 ± 2.0	✓
WORM:	30	12.5 ± 10.5	0.3	— 2 —	✗
Max:	201.5	218.5 ± 14.4	0.3	— 2 —	✓
TL:	28.4	25.0 ± 8.5	0.3	— 2 —	✓
EL:	14.1	11.0 ± 4.8	0.3	— 4 —	✓
VE:	6.7	4.5 ± 1.6	0.3	— 6 —	✓

检测标准号: _____									
<input type="checkbox"/> 检测前	<input type="checkbox"/> 检测后	<input type="checkbox"/> 检测中	<input type="checkbox"/> 检测后	<input type="checkbox"/> 检测中	<input type="checkbox"/> 检测后	<input type="checkbox"/> 检测中	<input type="checkbox"/> 检测后	<input type="checkbox"/> 检测中	<input type="checkbox"/> 检测后

### 1.9. F00VC30058 Injector Solenoid Valve Warranty Instructions

## (1) Product Warranty Conditions And Instructions

It is necessary to provide pictures, videos, or test reports tested by the injector solenoid valve inspection equipment when the injector solenoid valve is abnormal during use as evidence to feed back to the salesman. Abnormal conditions are properly explained such as: 1.Smoke, 2. Engine shake, 3. Difficulty starting the engine, 4. Engine noise, 5. Oil leakage etc.

## (2) Injector Solenoid Valve Warranty Coverage

- ① After customer receives the F00VC30058 injector solenoid valve within 15 days , if there is a performance failure and the product has no damage on surface, customer can choose to replace it or repair it;
- ② If the F00VC30058 injector solenoid valve has performance problems during the warranty period (3 months), and it is confirmed to be product's problems after being tested, you can contact our salesmen to replace the same model or a reworked product with the same performance for free;
- ③ If the injector solenoid valve shell has obvious scratches, it can only be repaired and it will be returned as it is if the product is confirmed to be fault-free.

**⚠ Tips:** For products not covered by warranty, our company can provide paid maintenance services. For products after paid repaired, the same performance problem will have a free warranty period within 3 months from the date of repairing.

### (3) Injector Solenoid Valve Is Not Covered By Warranty

- ① The warranty period has expired.
- ② Injector solenoid valve failure caused by high temperature, high pressure, humidity, rain and snow, saline-alkali land, earthquake, and used in abnormal environment.
- ③ Customer disassembles or repairs the injector solenoid valve personally resulting in damage to the injector solenoid valve.
- ④ Injector solenoid valve damage caused by man-made reasons (throwing, strong magnetic field magnetization, set fire).
- ⑤ Injector solenoid valve failure or injector solenoid valve damage caused by non-injector solenoid valve design, technology, manufacturing, quality and other issues.
- ⑥ Injector solenoid valve failure due to system pressure exceeding system approved pressure.
- ⑦ Injector solenoid valve failure caused by system voltage exceeding approved voltage.
- ⑧ Injector solenoid valve failure caused by impurities (water, lead, aluminum powder, iron powder, sulfide) in the system fuel exceeding the standard requirements.
- ⑨ Injector solenoid valve failure caused by not installing according to the tightening torque specified in the vehicle engine maintenance manual (the tightening torque is too large or too small).
- ⑩ Injector solenoid valve failure caused by not following the installation angle specified in the vehicle engine maintenance manual.
- 11 Injector solenoid valve failure caused by not following the cleaning requirements specified in the vehicle engine maintenance manual.
- 12 Injector solenoid valve failure caused by failure to replace consumable parts as specified in the vehicle engine maintenance manual.
- 13 Injector solenoid valve failure caused by not complying with the intake system fit clearance and exhaust system fit clearance requirements specified in the vehicle engine maintenance manual.
- 14 Failure to replace the consumable parts and the fitting clearance of the oil inlet system pipeline and the injector solenoid valve connection in accordance with the fuel intake system specified in the vehicle engine maintenance manual.

#### 1.10. **F00VC30058** Injector Solenoid Valve Manufacturer

**Injector Solenoid Valve Manufacturer:** Shenzhen Shumatt Technology Co., Ltd.

## 2. **F00VC30058** Injector Solenoid Valve Technical Support

### 2.1. **F00VC30058** Injector Solenoid Valve Utilized Location

(1) Example: The code of the injector solenoid valve is as follows

NO.	Name
A	RQ code, quantity correction code





## 2.2. **F00VC30058** Injector Solenoid Valve Installation

### (1) **F00VC30058** Injector solenoid valve Installation Precautions:

① The replacement of the injector solenoid valve must strictly follow the electrical system, the approved pressure of the low-pressure fuel intake system, the approved pressure of the high-pressure fuel circuit system, and fuel system replacement consumables requirements (including the low-pressure fuel circuit system filter and the high-pressure fuel circuit) specified in the vehicle engine maintenance manual.

② Replacement of wearing parts of the fuel system, cleaning requirements for the connection between the fuel system and the injector solenoid valve, the fitting clearance of the injector solenoid valve connection, the installation angle and tightening torque of the injector solenoid valve, the fitting clearance of the intake system, and the fitting clearance of the exhaust system to ensure the service life of the engine and the normal operation of the injector solenoid valve.

③ When installing the injector solenoid valve on the engine, it is necessary to clean the engine block, cylinder head and other parts connected to the injector solenoid valve, and ensure that there is no dust, carbon deposits, water, rust spots, etc.

- ④ Before installing, check whether the injector solenoid valve washer shim has been replaced and installed on the injector solenoid valve.
- ⑤ When installing the injector solenoid valve, apply lubricant between the injector solenoid valve, fuel nozzle sealing washer shim and O-ring.
- ⑥ Without replacing new washer shim can lead to: deformation of the tight cap of nozzle, deformation of nozzle, deformation of nozzle orifice, oil leakage and air leakage, which will cause serious damage to the injector solenoid valve and nozzle to break and cause damage to the engine.
- ⑦ When installing the injector solenoid valve on the engine, please carefully check the components related to the installation of the injector solenoid valve, such as the injector solenoid valve pressure plate, screw, injector solenoid valve rod and other accessories are not deformed, and install it in strict accordance with the operation steps of the engine maintenance manual.
- ⑧ It is forbidden to operate the bare injector solenoid valve for a long time in an environment with serious dust pollution and corrosion to iron products.
- ⑨ It is forbidden to operate the bare injector solenoid valve for a long time in a strong magnetic field environment.

### 2.3. Reasons of F00VC30058 Injector Solenoid Valve Not Working Normally

- (1) There is air in the oil circuit of the engine fuel system.
- (2) Vehicle injector solenoid valve oil supply system is not normal.
- (3) Engine common rail system oil leakage or pressure limiting valve damage.
- (4) There is a short circuit, cutting out and poor contact in the wiring harness connected to the injector solenoid valve of the vehicle.
- (5) The long-term placement of the injector solenoid valve causes the anti-rust oil to solidify, and the internal components are stuck or the oil holes are blocked.

**▲ Before installing, carefully check whether other components in the common rail system are damaged so as to prevent the injector solenoid valve from not working properly after being replaced.**

### 2.4. Causes of F00VC30058 Injector Solenoid Valve Being Damaged

- (1) Didn't operate properly according to engine maintenance manual during disassembly or installation, resulting in damage to the injector solenoid valve.
- (2) The fuel oil used for the vehicle does not meet the standard cause damage to the injector solenoid valve, such as: the water content in the fuel oil exceeds the standard, iron powder, aluminum powder, sulfide impurities exceed the standard, etc.
- (3) The engine is not regularly maintained according to the engine maintenance manual (please refer to the vehicle maintenance manual for the maintenance mileage). For example, failure to replace the lubricating oil of the engine system for a long time will cause abnormal wear of the engine, excessive exhaust gas volume or a large amount of carbon deposits inside the engine. The filter is not replaced during maintenance or the replaced filter cannot reach the original filter standard. all above reasons can cause damage to the injector solenoid valve.
- (4) The abrasion of the oil pump produces iron powder and aluminum powder enter the injector solenoid valve and cause damage to the injector solenoid valve.
- (5) The deformation and abrasion of fuel tank result in iron powder or aluminum powder entering the

injector solenoid valve and causing damage to it.

- (6) The injector solenoid valve is damaged due to replacement or adjustment of the relevant parts of the injector solenoid valve. For example, the valve clearance does not meet the standard after the engine is repaired, the replacement or modification of the wiring harness connected to the injector solenoid valve fails to meet the original standard.
- (7) The engine is overheated and overloaded for a long time working results in damage to the injector solenoid valve.
- (8) The injector solenoid valve will be damaged naturally at the end of its working life.
- (9) The injector solenoid valve is magnetized (injector solenoid valve parts' magnetic exceeded) causing the injector solenoid valve to not work properly.

**⚠ Before replacing the injector solenoid valve, please check the engine parts carefully according to the engine maintenance manual to avoid the injector solenoid valve being damaged again after replacement.**

## **2.5. F00VC30058 Injector Solenoid Valve Technical Support Obtaining Methods**

(1) Injector solenoid valve technical data: visit <http://shumatt.com> to get the technical data.

(2) Injector solenoid valve technical videos:

**Facebook:** Visit <https://www.facebook.com/hison.li> to get the technical videos, constantly follow can get more information.

**YouTube:** [https://www.youtube.com/channel/UCByvYBx7VjV\\_mAfxh\\_Hu-aw](https://www.youtube.com/channel/UCByvYBx7VjV_mAfxh_Hu-aw) to get the technical videos, constantly follow can get more information.

**Shumatt:** Visit <http://shumatt.com> to obtain the technical videos.

(3) Injector solenoid valve Information query software

TruckBook Parts EPC APP, download and install on Android/Apple App Store , visit <http://shumatt.com> to get the download and installation tutorial

(4) Search the Injector solenoid valve test data through TruckBook Parts EPC APP.

## **3. F00VC30058 Injector Solenoid Valve Purchase And Delivery**

### **3.1. F00VC30058 Injector Solenoid Valve Purchase And Payment Term**

**Payment Method:** T/T, Paypal, Alipay, WeChat

**⚠ Please contact our salesmen for specific payment information.**

### **3.2. F00VC30058 Injector Solenoid Valves Main Sales Markets**

**Main Sales Markets Of Injector Solenoid Valves:** Asia, Europe, North America, South America, Africa etc.

### **3.3. F00VC30058 Injector Solenoid Valve Declaration Requirements**

Shumatt can assist customers to provide the following documents for import customs clearance: contract, invoice, packing list, bill of lading, insurance policy, certificate of origin, etc.

### **3.4. F00VC30058 Injector Solenoid Valve Shipping Ways**

**Destination in China areas:** SF Express, Debon Express, the corresponding logistics company can be provided according to customer requirements in special cases.

**Destinations out of China's areas:** DHL, UPS, FedEx, TNT air, ocean or other shipping methods required by customers.

### 3.5. F00VC30058 Injector Solenoid Valve Delivery Time

**Delivery Time:** Send out within 3 – 7 working days after receiving payment (Except for special products and special cases).

### 3.6. F00VC30058 Injector Solenoid Valve Logistics Time for Destination Out of China's Areas

**DHL Logistics Time:**

Place Of Departure	Hong Kong	Other Countries Or Regions In Asia	Australia and New Zealand	Europe	America	Other Countries
Mainland of China	7	7	8	8	8-12	7-10

**UPS Logistics Timeliness: Country or region of origin: Mainland China**

Country of Destination	Estimated Arrival Time	Country of Destination	Estimated Arrival Time	Country of Destination	Estimated Arrival Time
Japan	3 Days	Britain	5-7 Days	Egypt	5-7 Days
Turkey	5-7 Days	Singapore	3 Days	Switzerland	5-7 Days
Bahrain	5-7 Days	Latvia	7-10 Days	New Zealand	7-10 Days
Sri Lanka	5-7 Days	Thailand	3 Days	Austria	5-7 Days
Romania	5-7 Days	Vietnam	3-5 Days	Estonia	5-7 Days
Malaysia	3-5 Days	Israel	5-7 Days	Mexico	7-10 Days
France	5-7 Days	USA	5-7 Days	United Arab Emirates	5-7 Days
Italy	5-7 Days	Netherlands	5-7 Days	Bengal	7-10 Days
lebanon	5-7 Days	Philippines	3-5 Days	Greece	7-10 Days
South Korea	3 Days	Spain	5-7 Days	Myanmar	5-7 Days
Canada	5-7 Days	Germany	5-7 Days	Saudi Arabia	7-10 Days
Portugal	5-7 Days	Australia	5-7 Days	South Africa	7-10 Days
Denmark	5-7 Days	Belgium	5-7 Days	Ukraine	7-10 Days
India	7-10 Days	Qatar	7-10 Days	Poland	5-7 Days
Indonesia	3-5 Days	Morocco	7-10 Days	Pakistan	7-10 Days
Kuwait	7-10 Days	/	/	/	/

▲ The logistics time is for reference only, subjects are according to the actual arrival.

### 3.7. F00VC30058 Injector Solenoid Valve Shipping Package

**Domestic express packaging:** Usually wrapped in waterproof scotch tape, such as picture No.1.

**International express packaging:** Wrapped with waterproof yellow tape after wrapping the black protective film, such as picture No. 2.

**Pallet Shipping:** Use fumigation free and recycling trays that meet export requirements, and use white wrapping protective film to wrap and bind with cable ties for the outside, such as picture No. 3, also, the products can be packaged according to customers' requirements.

- ⚠ The packing tray is made of plastic and can be recycled.
- ⚠ Transparent tape, yellow tape, black wrapping protective film, white wrapping protective film are non-degradable materials, please dispose of them properly.
- ⚠ Minors are prohibited from using transparent tape, yellow tape, black wrapping protective film, and white wrapping protective film to avoid personal injury.



Pic No. 1

**Domestic express packaging:**

Wrapped with Transparent tape



Pic No.

**International express packaging:**

Wrapped with yellow tape after wrapping black protective film



Pic No. 3

**Pallet Shipping:** Use pallet that meet export requirements, and use white wrapping protective film to wrap and bind with cable ties

#### 4. F00VC30058 Injector Solenoid Valve Storage Standards

##### (1) Choose a suitable storage place

The warehouse and cargo yard where the injector solenoid valves are stored should be kept clean and dry, and away from the factory buildings that generate harmful gases and dust; do not mix with acid, alkali, salt and other substances; the storage place should have a good drainage system; the cargo yard should be flattened with gravel or furnace ash etc. to enhance the water permeability of the surface layer to keep the reservoir area dry.



## (2) Strict storage requirements

Strict inspections should be carried out when the injector solenoid valves are put into storage, the surface cleaning work should be done well to remove water traces, oil stains, ash and other dirt, remove the rust and do anti-rust treatment in time. Packaged injector solenoid valves must be protected from damage.

## (3) Keep the warehouse dry and do moisture-proof work

The relative humidity is usually below 70% for the injector solenoid valves placed in the room, and the corrosion of the injector solenoid valves is significantly reduced.

Injector solenoid valves must be stored in the warehouse, and they are forbidden to store in the same warehouse with commodities with high water content.

## (4) Reasonable stacking

After the injector solenoid valve is exposed to rain, the corrosion rate will increase significantly. The purpose of sealing is to isolate the injector solenoid valve from rainwater and humid air, so the warehouse window should be checked in time to avoid rainwater entering the warehouse.

If the injector solenoid valve package is damaged, it should be repaired or replaced; when the package is damp, the packaging material should be dried; if the original anti-corrosion and oil applied at the factory is found to be damaged or dried up, it should be cleaned and re-applied oil in time.

- ⚠ It is forbidden to leave the injector solenoid valve exposed in the air for a long time.
- ⚠ It is forbidden to store acid, alkali, salt and other substances together with the injector solenoid valve.
- ⚠ The unpacked injector solenoid valve must be rust-proof during secondary storage.

## 5. Company Information



### 5.1. Company Introduction

**Chinese company name:** 深圳市舒马特科技有限公司

**English company name:** Shenzhen Shumatt Technology Co., Ltd.

📞 **Mobile Phone/WeChat:** +86-13410541523

Mob/Whatsapp: +86 13410541523

Email : [ruby@shumatt.com](mailto:ruby@shumatt.com)


© 2022 Shenzhen Shumatt Technology Co., Ltd.

Tel: +8675523215133

Website : [www.shumatt.com](http://www.shumatt.com)





 **Hong Kong Mobile Phone:** +852-67653519

 **Tel:** +86-755-23215133


 **Email:** ruby@shumatt.com

 **Website:** www.shumatt.com

 **Shenzhen Office:** 11-12, Floor 14, Building 13, Qinchengda Building, Exit A, Honglang North Subway Station, Bao'an District, Shenzhen, China Mainland

 **Shenzhen Office:** Exit C, Qiao Touxu Metro Station, No. 66 Chongqing Road, Fuhai Avenue, Bao'an District, Shenzhen, China Mainland

 **Hong Kong Office:** Jianfa Street Industrial Zone, Tuen Mun, New Territories, Hong Kong, China

 **After-Sales Service Address:** Please contact our salesmen to obtain and provide the corresponding product maintenance reasons (Reference: [1.9. F00VC30058 Injector solenoid valve Warranty Instructions](#) )

## 5.2. Sales Contact Information

NO.	Name	WeChat/Whatsapp	E-mail
1	Ruby	+86-13410541523	ruby@shumatt.com
2	Ivy	+86-18025309821	sales@shumatt.com
3	Rebecca	+86-18025349821	sales01@shumatt.com
4	Janny	+86-18028749821	sales02@shumatt.com
5	Sam	+86-13316859821	Sales8@shumatt.com
6	Natalie	+86-18938945856	sales15@shumatt.com
7	Ada	+86-1342286353	sales5@shumatt.com
8	Hison Li	+86-18318811871	web@shumatt.com
9	Mecca	+86-18938948618	sales11@shumatt.com
10	Eric	+86 18319033618	sales3@shumatt.com
11	Wayne ( Joaquín en español )	+86-13316959821	wayne@shumatt.com
12	Sylvia	+86 18312499884	sales6@shumatt.com

Visit <http://shumatt.com> for the latest sales staff information

**Note:** The emails of Shumatt sales staff all end with [@shumatt.com](mailto:ruby@shumatt.com)

## 6. Copyright Statement

The copyright of any contents in this file "Injector Solenoid Valve **F00VC30058** Technical File" (including but not limited to parameters, data, text, charts, images, sounds, videos, etc.) belongs to Shenzhen Shumatt Technology Co., Ltd. Without the prior written permission of Shenzhen Shumatt Technology Co., Ltd., you are not allowed to modify, duplicate, republish any content in "Injector Solenoid Valve F00VC30058 Technical File" in any way. At the same time, any conditions to spread, re-post, display the contents of "Injector Solenoid Valve **F00VC30058** Technical File" should indicate the source of the quoted article, Shenzhen Shumatt Technology Co., Ltd. Any actions failure to follow above conditions violate the "Copyright

Law of the People's Republic of China" and other laws and regulations as well as relevant provisions of international conventions.