

2872405 Injector **XPI** Series Technical File

SKU: K30000002872405



2872405 Injector XPI Series Technical File

content

1. 2872405 Injector Introduction.....	2
1.1. 2872405 Injector Basic Information	2
1.2. 2872405 Injector Common Part Number	2
1.3. 2872405 Injector Parameter.....	2
1.4. 2872405 Injector Specifications and Dimensions.....	2
1.5. 2872405 Injector Quality Control	2
1.6. 2872405 Injector Customized Service	3
1.7. 2872405 Injector Packing List and Package Size.....	3
1.8. 2872405 Injector Testing Standard and Certificate	5
1.9. 2872405 Injector Warranty Instructions	5
1.10. 2872405 Injector Manufacturer	6
2. 2872405 Injector Technical Support.....	6
2.1. 2872405 Injector Part Number Location	6
2.2. 2872405 Injector Installation.....	7
2.3. 2872405 Injector Reasons for Not Working Normally.....	8
2.4. 2872405 Injector Causes of Being Damaged	8
2.5. 2872405 Injector Technical Support Obtaining Methods.....	9
3. 2872405 Injector Purchase and Delivery.....	9
3.1. 2872405 Injector Purchase Payment Term.....	9
3.2. 2872405 Injector Main Sales Markets	9
3.3. 2872405 Injector Declaration Requirements	9
3.4. 2872405 Injector Shipping Ways	9
3.5. 2872405 Injector Lead time.....	9
3.6. 2872405 Injector Logistics Time for Destination Out of China's Areas	9
3.7. 2872405 Injector Packing	11
4. 2872405 Injector Storage Standard.....	12
5. Company Information.....	12
5.1. Company Introduction.....	13
5.2. Sales-men's Contact Information.....	14
6. Copyright Statement.....	14

2872405 Injector XPI Series Technical File

1. 2872405 Injector Introduction

1.1. 2872405 Injector Basic Information

Title	Common Rail 2872405 Injector XPI Series	Quality
SKU	K30000002872405	Re-manufactured

1.2. 2872405 Injector Common Part Number

(1) Injector Exchange Information

Injector Part Number	Re-manufacturing Number	Replacement Number
2872405	2894920	4955080

(2) Injector Application Information

Vehicle Brand	Car Model	Engine Number
SCANIA	ISX 、 ISX15	XPI

(3) Injector Part Number Common Writing

2872405, 2894920, 4955080

1.3. 2872405 Injector Parameter

Adaptation System: Common Rail System

Injector Series: XPI Series

Injector Type: Electromagnetic

1.4. 2872405 Injector Specifications and Dimensions

Injector Size: 26cm* 6cm *6cm

Injector Net Weight: 1280g

Injector Gross Weight: 1300g

Injector Quality: Re-manufactured

Injector Package Size: 28cm*8 cm *8 cm

Injector Type: High Pressure Common Rail Injector

Injector MOQ: 4 Pieces

1.5. 2872405 Injector Quality Control

(1) Injector Testing

All injector spare parts are tested for electrical characteristics, accuracy, high temperature, low temperature, withstand voltage, leakage, durability, and various working conditions.

(2) Injector Assembling

For the quality control of the injector production and installation process, our company strictly follows the standard product installation data and product installation steps to install, such as injector stroke test, injector solenoid valve tightening torque, injector nozzle tightening torque.

(3) Injector Inspection

The factory inspection of the injector is undergone full inspection, random inspection, and batch inspection three inspections. Different brands of test benches are used to test the same injector for more than three times for factory inspection, and the injector installation testing environment are progressed in dust-free workshop.

1.6. 2872405 Injector Customized Service

(1) **Injector's Customized Service Coverage:** Meet the customized needs of OEM manufacturers for shell lettering, logo engraving, injector internal packaging, injector external packaging and labels customized, etc.

	
Injector House Lettering And QR Code	Injector Box And Label

(2) Injector's Customized Service Requirements:

The quantity of customized injectors shall not be less than **10 pieces**.

The quantity of customized injector packages shall not be less than **1000 pieces**.


Customized products involve the need of specify logo, the OEM manufacturer needs to provide trademark authorization and the sample of logo image file.

⚠ **Once the customized injector is sold, it cannot be returned or exchanged if there is no quality problem.**

1.7. 2872405 Injector Packing List and Package Size

(1) Injector Spare Parts List

No.	1	2	3
Image			
Name	Injector assy	Gasket S4327277	VCI Anti-Rust bag
Description	Injector assy number: 2872405	The material is made of copper and is used to ensure a tight fit between the tight cap end of the injector and the engine.	Prevent fuel injectors from rusting

No.	4	5	6
Image			
Name	Lining	Fuel injector packaging box	Anti-rust paper
Description	Prevent the injector from being damaged by external forces	Place the injector and injector accessories	Prevent fuel injectors from rusting

⚠ Minors are forbidden to use the injector assembly, O-ring, Oil nozzle protective cover, fuel injector housing protective cover, oil return protective cover, VCI anti-rust bag, and air bubble bag to avoid personal injury.

⚠ O-ring and oil nozzle gasket are disposable installation accessories, and need to be replaced for re-installation.

⚠ The oil nozzle protective cover, the injector housing protective cover, and the oil return protective cover are recyclable accessories and can be recycled.

⚠ VCI anti-rust bags and bubble bags are non-degradable materials, please dispose them properly after using.

⚠ The injector and the installation parts should be coated with appropriate sealing oil during installation.

(2) Injector Box Size



No.	Name	Injector Package Size (cm)
1	Injector Box	28*8*8

1.8. 2872405 Injector Testing Standard and Certificate

Shumatt can provide the factory quality inspection test report of each injector to ensure that each delivered injector meets the engine performance indicators.

BOTEN		测试报告		4.05.2019 10:42:09	
<div style="display: flex; justify-content: space-between;"> 承办单位: _____ </div>					
<div style="display: flex; justify-content: space-between;"> 电话: _____ 地址: _____ </div>					
<div style="display: flex; justify-content: space-between;"> 传真: _____ 检测人: _____ </div>					
<div style="display: flex; justify-content: space-between;"> 客户地址: _____ </div>					
<div style="display: flex; justify-content: space-between;"> 电话: _____ 送检单位: _____ </div>					
<div style="display: flex; justify-content: space-between;"> 传真: _____ 客户姓名: _____ </div>					
<div style="display: flex; justify-content: space-between;"> 检测地址: _____ </div>					
<div style="display: flex; justify-content: space-between;"> 检测名称: <u>检测器</u> </div>					
<div style="display: flex; justify-content: space-between;"> 型号/零件号: _____ </div>					
<div style="display: flex; justify-content: space-between;"> 配置号: _____ </div>					
<h3>检测结果</h3>					
<div style="display: flex; justify-content: space-between; font-size: small;"> 检测器型号: C00002-0515 </div>					
	标准值范围	检测结果	单位/标准	标准值范围	
LEAK TEST:	30	-----	C/S	20-40°C	✓
Back:	30	4	15%	20-40°C	✓
WARM:	30	127.9±10.5	C/S	-----	✗
Mass:	2015	218.9±14.4	C/S	-----	✓
TL:	204	204.0±0.5	C/S	-----	✓
EL:	141	151.0±4.8	C/S	-----	✓
VE:	5.7	4.5±1.6	C/S	-----	✓

☐ 检测前
 ☐ 校准后

☐ 检测中
 ☐ 检测后

检测日期: _____
检测地点: _____

1.9. 2872405 Injector Warranty Instructions

(1) Product Warranty Conditions and Instructions

It is necessary to provide pictures, videos, or test reports detected by the injector inspection equipment when the injector is abnormal during use as evidence to feed back to the salesman.

Abnormal conditions are properly explained such as: 1.Smoke, 2. Engine shake, 3. Difficulty starting the engine, 4. Engine noise, 5. oil leakage etc.

(2) Injector Warranty Coverage

Within 15 days after customer receives the 2872405 injector, if there is a performance failure and the product has no appearance damage, customer can choose to replace it or repair it;

If the 2872405 injector has performance problems during the warranty period (6-12 months), and it is confirmed that it is product's problems after testing, you can contact our salesmen to replace the same model or a reworked product with the same performance for free;

If the injector house has obvious scratches, it can only be repaired and it will be returned as it is if the product is confirmed to be fault-free.

⚠ Tips: For products not covered by warranty, our company can provide paid maintenance services. For products after paid repaired, the same performance problem will have a free warranty period within 3 months from the date of repairing.

(3) Injector Out of Warranty Coverage

- The warranty period has eXPIred.
- Injector failure caused by high temperature, high pressure, humidity, rain and snow, saline-alkali land, earthquake, and used in abnormal environment.
- Customer disassembles or repairs the injector personally resulting in damage to the injector.
- Injector damage caused by man-made reasons (throwing, strong magnetic field magnetization, set fire).
- Injector failure or injector damage caused by non-injector design, technology, manufacturing, quality, and other issues.
- Injector failure due to system pressure exceeding system approved pressure.
- Injector failure caused by system voltage exceeding approved voltage.
- Injector failure caused by impurities (water, lead, aluminum powder, iron powder, sulfide) in the system fuel exceeding the standard requirements.
- Injector failure caused by not installing according to the tightening torque specified in the vehicle engine maintenance manual (the tightening torque is too large or too small).
- Injector failure caused by not following the installation angle specified in the vehicle engine maintenance manual.
- Injector failure caused by not following the cleaning requirements specified in the vehicle engine maintenance manual.
- Injector failure caused by failure to replace consumable parts as specified in the vehicle engine maintenance manual.
- Injector failure caused by not complying with the intake system fit clearance and exhaust system fit clearance requirements specified in the vehicle engine maintenance manual.
- Failure to replace the consumable parts and the fitting clearance of the oil inlet system pipeline and the injector connection in accordance with the fuel intake system specified in the vehicle engine maintenance manual.

1.10. 2872405 Injector Manufacturer

Injector's Manufacturer: Shenzhen Shumatt Technology Co., Ltd

2. 2872405 Injector Technical Support

2.1. 2872405 Injector Part Number Location

1) E.g.: See the injector part number as follows

No.	Name
A	Bran, logo, coding



2.2. 2872405 Injector Installation

(1) 2872405 Injector Installation Precautions:

- ⚠ The replacement of the injector must strictly follow the electrical system, the approved pressure of the low-pressure fuel intake system, the approved pressure of the high-pressure fuel circuit system, and fuel system replacement consumables requirements (including the low-pressure fuel circuit system filter and the high-pressure fuel circuit) specified in the vehicle engine maintenance manual.
- ⚠ Strictly follow the operation manual of replacement of wearing parts of the fuel system, cleaning requirements for the connection between the fuel system and the injector, the fitting clearance of the injector connection, the installation angle and tightening torque of the injector, the fitting clearance of the intake system, and the fitting clearance of the exhaust system, so that to ensure the service life of the engine and the normal operation of the injector.
- ⚠ When installing the injector on the engine, it is necessary to clean the engine block, cylinder head and other parts connected to the injector, and ensure that there is no dust, carbon deposits, water, rust spots, etc.
- ⚠ Before installing, check whether the injector nozzle gasket has been replaced and installed on the injector.
- ⚠ When installing the injector, apply lubricant between the injector, injector nozzle sealing gasket and O-ring.
- ⚠ If a new gasket is not replaced, it can lead to: deformation of the tight cap of nozzle, deformation of nozzle, deformation of nozzle orifice, oil leakage and air leakage, which will cause serious damage to the injector and nozzle to break and cause damage to the engine.
- ⚠ When installing the injector on the engine, please carefully check the components related to the

installation of the injector to ensure they are not deformed, such as the injector pressure plate, screw, injector rod and other accessories, and install it in strict accordance with the operation steps of the engine maintenance manual.

⚠ It is forbidden to operate the bare injector for a long time in an environment with serious dust pollution and corrosion to iron products.

⚠ It is forbidden to operate the bare injector for a long time in a strong magnetic field environment.

2.3. 2872405 Injector Reasons for Not Working Normally

- (1) There is air in the oil circuit of the engine fuel system.
- (2) Vehicle fuel injector fuel supply system is abnormal.
- (3) Engine common rail system oil leakage or pressure limiting valve damage.
- (4) There is a short circuit, cutting out and poor contact in the wiring harness connected to the injector of the vehicle.
- (5) The long-term placement of the injector causes the anti-rust oil to solidify, and the internal components are stuck or the oil holes are blocked.

⚠ Before installing, carefully check whether other components in the common rail system except the injector are damaged to prevent the injector from not working properly after being replaced.

2.4. 2872405 Injector Causes of Being Damaged

- (1) Didn't operate properly according to engine maintenance manual during disassembly or installation, resulting in damage to the injector.
- (2) The fuel oil used for the vehicle does not meet the standard cause damage to the injector, such as: the water content in the fuel oil exceeds the standard, iron powder, aluminum powder, sulfide impurities exceed the standard, etc.
- (3) The engine is not regularly maintained according to the engine maintenance manual (please refer to the vehicle maintenance manual for the maintenance mileage). For example, failure to replace the lubricating oil of the engine system for a long time will cause abnormal wear of the engine, excessive exhaust gas volume or a large amount of carbon deposits inside the engine. The filter is not replaced during maintenance or the replaced filter cannot reach the original filter standard. all above reasons can cause damage to the injector.
- (4) The abrasion of the injector produces iron powder and aluminum powder enter the injector and cause damage to the injector.
- (5) The deformation and abrasion of fuel tank result in iron powder or aluminum powder entering the injector and causing damage to the injector.
- (6) The injector is damaged due to replacement or adjustment of the relevant parts of the injector. For example, the valve clearance does not meet the standard after the engine is repaired, the replacement or modification of the wiring harness connected to the injector fails to meet the original standard.
- (7) The engine is overheated and overloaded for a long-time working result in damage to the injector.
- (8) The injector will be damaged naturally at the end of its working life.
- (9) The injector is magnetized (injector parts' magnetic exceeded) causing the injector to not work properly.

⚠ Before replacing the injector, please check the engine parts carefully according to the engine

maintenance manual to avoid the injector being damaged again after replacement.

2.5. 2872405 Injector Technical Support Obtaining Methods

(1) Injector Technical File , visit <http://shumatt.com> to get the technical file.

(2) Injector Technical Videos

Facebook: Visit <https://www.facebook.com/hison.li> to get the technical videos, constantly follow can get more information.

YouTube: https://www.youtube.com/channel/UCByvYBx7VjV_mAfxh_Hu-aw to get the technical videos, constantly follow can get more information.

Shumatt: Visit <http://shumatt.com> to get the technical videos.

(3) Injector Information Query Software

TruckBook Parts EPC APP, Android/Apple App Store download and install, visit <http://shumatt.com> to get the download and installation tutorial

(4) Search The injector test data through TruckBook Parts EPC APP.

3. 2872405 Injector Purchase and Delivery

3.1. 2872405 Injector Purchase Payment Term

Payment Terms: T/T, PayPal, Alipay, WeChat

⚠ Please contact our salesmen for specific payment information.

3.2. 2872405 Injector Main Sales Markets

Injector main sales markets: Asia, Europe, North America, South America, Africa etc.

3.3. 2872405 Injector Declaration Requirements

Shumatt can assist customers to provide the following documents for import customs clearance: contract, invoice, packing list, bill of lading, insurance policy, certificate of origin, etc.

3.4. 2872405 Injector Shipping Ways

Destination in China Areas: SF Express, Debon Express, the corresponding logistics company can be provided according to customer requirements in special cases.

Destinations Out of China's Areas: DHL, UPS, FedEx, TNT air, ocean or other shipping methods required by customers.

3.5. 2872405 Injector Lead time

Lead time: Send out within 3 – 7 working days after receiving payment (Except for special products and special cases)

3.6. 2872405 Injector Logistics Time for Destination Out of China's Areas

DHL Logistics Time :

Country or Region of Departure	Hong Kong, China	Other Countries or Regions of Asia	Australia and New Zealand	Europe	America	Other Countries
--------------------------------	------------------	------------------------------------	---------------------------	--------	---------	-----------------

China's Mainland	7 Days	7 Days	8 Days	8 Days	8-12 Days	7-10 Days
------------------	--------	--------	--------	--------	-----------	-----------

UPS Logistics Time: Country or Region of Departure: China's Mainland

Country of Destination	Estimated Arrival Time	Country of Destination	Estimated Arrival Time	Country of Destination	Estimated Arrival Time
Japan	3 Days	UK	5-7Days	Egypt	5-7 Days
Turkey	5-7 Days	Singapore	3 Days	Switzerland	5-7 Days
Bahrain	5-7 Days	Latvia	7-10 Days	New Zealand	7-10 Days
Sri Lanka	5-7 Days	Thailand	3 Days	Austria	5-7 Days
Romania	5-7 Days	Vietnam	3-5 Days	Estonia	5-7 Days
Malaysia	3-5 Days	Israel	5-7 Days	Mexico	7-10 Days
France	5-7 Days	America	5-7 Days	United Arab Emirates	5-7 Days
Italy	5-7 Days	Netherlands	5-7 Days	Bengal	7-10 Days
Lebanon	5-7 Days	Philippine	3-5 Days	Greece	7-10 Days
South Korea	3 Days	Spain	5-7 Days	Myanmar	5-7 Days
Canada	5-7 Days	Germany	5-7 Days	Saudi Arabia	7-10 Days
Portugal	5-7 Days	Australia	5-7 Days	South Africa	7-10 Days
Denmark	5-7 Days	Belgium	5-7 Days	Ukraine	7-10 Days
India	7-10 Days	Qatar	7-10 Days	Poland	5-7 Days
Indonesia	3-5 Days	Morocco	7-10 Days	Pakistan	7-10 Days
Kuwait	7-10 Days	/	/	/	/

⚠ The logistics time is for reference only and is subject to the actual arrival.

3.7. 2872405 Injector Packing

Domestic express packaging: Usually wrapped in waterproof scotch tape, such as picture No.1.

International express packaging: Wrapped with waterproof yellow tape After wrapping the black protective film, such as picture No. 2.

Pallet Shipping: Use fumigation free and recycling trays that meet export requirements, and use white wrapping protective film to wrap and bind with cable ties for the outside, such as picture No. 3, also, the products can be packaged according to customers' requirements.

⚠ The packing tray is made of plastic and can be recycled.

⚠ Transparent tape, yellow tape, black wrapping protective film, white wrapping protective film are non-degradable materials, please dispose of them properly.


⚠ Minors are prohibited from using transparent tape, yellow tape, black wrapping protective film, and white wrapping protective film to avoid personal injury.



Pic No. 1

Domestic express packaging:

Wrapped with Transparent tape



Pic No. 2

International express packaging:

Wrapped with yellow tape after wrapping black protective film



Pic No. 3

Pallet Shipping: Use pallet that meet export requirements, and use white wrapping protective film to wrap

and bind with cable ties

4. 2872405 Injector Storage Standard

(1) Choose a suitable storage place

The warehouse and cargo yard where the injector is stored should be kept clean and dry, and away from the factory buildings that generate harmful gases and dust; do not mix with acids, alkali, salt and other substances; the storage place should have a good drainage system; the cargo yard should be flattened with gravel or furnace ash etc. to enhance the water permeability of the surface layer to keep the reservoir area dry.

(2) Strict requirements of warehousing

Strict inspections should be carried out when the injectors are put into storage, the surface cleaning work should be done well to remove water traces, oil stains, ash, and other dirt, remove the rust and do anti-rust treatment in time. Packaged injectors must be protected from damage.

(3) Keep the warehouse dry and preventing moisture




The relative humidity is usually below 70% for the injectors placed in the room, and the corrosion of the injectors is significantly reduced.

Injectors must be stored in the warehouse, and they are forbidden to store in the same warehouse with commodities with high water content.

(4) Stack Properly

After the injector is exposed to rain, the corrosion rate will increase significantly. The purpose of sealing is to isolate the injector from rainwater and humid air, so the warehouse window should be checked in time to avoid rainwater entering the warehouse

If the injector package is damaged, it should be repaired or replaced; when the package is damp, the packaging material should be dried; if the original anti-corrosion and oil applied at the factory is found to be damaged or dried up, it should be cleaned and re-applied oil in time.

-  It is forbidden to leave the injector exposed in the air for a long time.
-  It is forbidden to store acids, alkali, salt, and other substances together with the injector.
-  The unpacked injector must be rust-proof during secondary storage.

5. Company Information



Office Locations



Global Exhibitions

5.1. Company Introduction

Chinese Name: 深圳市舒马特科技有限公司

English Name: Shenzhen Shumatt Technology Co., Ltd



Mob Phone/WeChat: +86-13410541523



HK Telephone: +852-67653519



Telephone: +86-755-23215133



Email: ruby@shumatt.com



Website: www.shumatt.com



Shenzhen Office: 11-12, Floor 14, Building 13, Qinchengda Building, Exit A, Honglang North Subway Station, Bao'an District, Shenzhen, China's Mainland



Shenzhen Office: Exit C, Qiao Touxu Metro Station, NO. 66 Chongqing Road, Fuhai Avenue, Bao'an District, Shenzhen, China Mainland



Hong Kong Office: Jianfa Street Industrial Zone, Tuen Mun, New Territories, Hong Kong, China



After-sales Service Address: Please contact our salesmen to obtain and provide the corresponding

product maintenance reasons (Reference: [1.9. 2872405 Injector Warranty Instructions](#))

5.2. Sales-men's Contact Information

No.	Name	WeChat/WhatsApp	Email
1	Ruby	+86-13410541523	ruby@shumatt.com
2	Ivy	+86-18025299821	sales@shumatt.com
3	Rebecca	+86-18025349821	sales01@shumatt.com
4	Janny	+86-18028749821	sales02@shumatt.com
5	Sam	+86-13316859821	Sales8@shumatt.com
6	Natalie	+86- 18938945856	sales15@shumatt.com
7	Ada	+86-1342286353	sales5@shumatt.com
8	Hison Li	+86-18318811871	web@shumatt.com
9	Mecca	+86-18938948618	sales11@shumatt.com
10	Eric	+86 18319033618	sales3@shumatt.com
11	Wayne (Joaquín en español)	+86-13316959821	wayne@shumatt.com
12	Sylvia	+86 18312499884	sales6@shumatt.com
Visit http://shumatt.com to obtain the latest information of salesmen			
PS: Shumatt's sales-men's emails are all end with @shumatt.com			

6. Copyright Statement

The copyright of any contents (including but not limited to parameters, data, text, charts, images, sounds, or videos, etc.) provided in "**2872405 Injector XPI Series Technical File**" belong to Shenzhen Shumatt Technology Co., Ltd. Without the prior written permission of Shenzhen Shumatt Technology Co., Ltd., you are not allowed to modify any contents in "**2872405 Injector XPI Series Technical File**" in any way. At the same time, any conditions to spread, re-post, display the contents of "**2872405 Injector XPI Series Technical File**" should indicate that the cited article is from Shenzhen Shumatt Technology Co., Ltd., Any actions failure to follow above conditions to use "**2872405 Injector XPI Series Technical File**" will violate the "Copyright Law of the People's Republic of China" and other laws and regulations and the provisions of relevant international conventions.