


## 326-4634 Fuel Pump **320D Series** Technical File

SKU1: G1C10003264634

SKU2: L3000D5D3264634



## 326-4634 Fuel Pump 320D Series Technical File

### Content

1.326-4634 Fuel Pump Introduction .....	2
1.1. 326-4634 Fuel Pump Basic Information .....	2
1.2. 326-4634 Fuel Pump Common Part Number .....	2
1.3. 326-4634 Fuel Pump Parameter .....	2
1.4. 326-4634 Fuel Pump Specifications And Dimensions .....	2
1.5. 326-4634 Fuel Pump Quality Control .....	2
1.6. 326-4634 Fuel Pump Customized Service .....	3
1.7. 326-4634 Fuel Pump Packing List .....	3
1.8. 326-4634 Fuel Pump Testing Standards And Certificates .....	4
1.9. 326-4634 Fuel Pump Warranty Instructions .....	5
1.10. 326-4634 Fuel Pump Manufacturer .....	6
2.326-4634 Fuel Pump Technical Support .....	6
2.1. 326-4634 Fuel pump Utilized Position .....	6
2.2. 326-4634 Fuel Pump Installation Precautions .....	7
2.3. Reasons For 326-4634 Fuel Pump Not Working Normally .....	8
2.4. Causes of 326-4634 Fuel Pump Being Damaged .....	8
2.5. 326-4634 Fuel Pump Technical Support Obtaining Methods .....	8
3.326-4634 Fuel Pump Purchase And Delivery .....	9
3.1. 326-4634 Fuel Pump Purchase Payment Terms .....	9
3.2. 326-4634 Fuel Pump Main Sales Markets .....	9
3.3. 326-4634 Fuel Pump Declaration Requirements .....	9
3.4. 326-4634 Fuel Pump Shipping Ways .....	9
3.5. 326-4634 Fuel Pump Lead time .....	9
3.6. 326-4634 Fuel Pump Logistics Time for Destination Out of China's Areas .....	9
3.7. 326-4634 Fuel Pump Packing .....	10
4.326-4634 Fuel Pump Storage Standard .....	11
5. Company Information .....	12
5.1. Company Introduction .....	12
5.2. Sales-men's Contact Information .....	13
6. Copyright Statement .....	13

## 326-4634 Fuel Pump 320D Series Technical File

### 1.326-4634 Fuel Pump Introduction

#### 1.1. 326-4634 Fuel Pump Basic Information

Title	Common Rail 326-4634 Fuel Pump 320D Series	Quality
SKU1	G1C10003264634	China Made New
SKU2	L3000D5D3264634	Remake

#### 1.2. 326-4634 Fuel Pump Common Part Number

##### (1) 326-4634 Fuel Pump Exchange Information

Fuel Pump Part Number	OE Number	OE Number
326-4634	10R-7661	/

##### (2) 326-4634 Fuel Pump Application Information

Vehicle Brand	Car Model	Engine Model	Production date	Power (KW)	Horse power	Emission Standards	Cylinder	Power Source (V)
/	/	319D	/	/	/	/	/	/

##### (3) 326-4634 Fuel Pump Part Number Common Writing

326-4634, 3264634,326 4634

#### 1.3. 326-4634 Fuel Pump Parameter

Application System: Common Rail System

Fuel Pump Series: 320D/C4.2

Fuel Pump Type: HEUI System

#### 1.4. 326-4634 Fuel Pump Specifications And Dimensions

Fuel Pump Size: 33cm\* 33 cm \*28 cm =30492 cm<sup>3</sup>

Fuel Pump Net Weight: 8.5kg

Fuel Pump Gross Weight: 9kg

Fuel Pump quality: China Made New/Re-manufactured

Fuel Pump Package Size: 36 cm\*36cm \*30cm =38880cm<sup>3</sup>

Fuel Pump Quality: High Pressure Fuel Pump

Fuel Pump MOQ: 1 piece

#### 1.5. 326-4634 Fuel Pump Quality Control

##### (1) Fuel Pump Test

All fuel pump spare parts are tested for electrical characteristics, accuracy, high temperature, low temperature, withstand voltage, leakage, durability, and various working conditions.

##### (2) Fuel Pump Installation

When assembling the fuel pump, Shumatt strictly assembles in accordance with the standard pump technical indicators to ensure that each fuel pump complies with factory standards and usage standards.

##### (3) Fuel Pump Inspection

The factory inspection of the fuel pump is undergone full inspection, random inspection, and batch inspection three inspections. Different brands of test benches are used to test the same fuel pump for a total of no less than three times for factory inspection, and fuel pump installation and test environment are progressed in dust-free workshop.

**1.6. 326-4634 Fuel Pump Customized Service**

**(1) Fuel Pump Customized Service:** Meet the customized needs of OEM manufacturers for fuel pump’s lettering, package and label customized etc.

	
<p>Pump Housing Engrave Number</p>	<p>Fuel Pump Packing</p>

**(2) Fuel Pump Customized Service Requirements:**

The purchase of customized fuel pump packages are not less than **10 pieces**.






The purchase of customized fuel pump boxes is not less than **1000 pieces**.

Customized products involve the need of specify logo, the OEM manufacturer needs to provide trademark authorization and the sample of logo image file.

**▲ Once the customized fuel pump is sold, it cannot be returned or exchanged if there are no quality problems.**

**1.7. 326-4634 Fuel Pump Packing List**

**(1) Pump accessories list**

No.	1	2	3
Image			
Name	326-4634 Fuel Pump	Shumatt Anti-Rust Bag	Inside Packing
Description	Pump assy part Number 326-4634	Prevent oil pump from rusting	Prevent the fuel pump from being damaged by external forces
No.	4	5	6
Image			/
Name	Fuel Pump Packing	Oil Pump Protective Cover	/
Description	Place the fuel pump and fuel pump accessories	Protect the fuel pump hole from contamination and blockage	/

- ⚠ Minors are prohibited from using the fuel pump assembly, O-ring, Oil inlet protective cover, fuel pump shell protective cover, oil return protective cover, VCI anti-rust bag, and bubble bag to avoid personal injury.
- ⚠ O-rings and repair kits are one-time installation accessories and need to be replaced when installed again
- ⚠ Oil inlet protective cover, fuel pump shell protective cover, and oil return protective cover are recyclable accessories.
- ⚠ VCI anti-rust bags and bubble bags are non-degradable materials, please dispose of them properly after using.
- ⚠ The fuel pump and the installation part duct must be treated with appropriate sealing oil during installation.

(2) Fuel Pump Packing Box Specifications



NO.	Name	Fuel Pump Packing Box Size (cm)
1	Fuel Pump Packing Box	36*36*30

**1.8. 326-4634 Fuel Pump Testing Standards And Certificates**

Shumatt can provide factory quality inspection and test reports for each fuel pump to ensure that each fuel pump delivered meets the engine performance indicators.

**BOTEN**
测试报告
4.05.2019 10:42:09

承办单位: \_\_\_\_\_  
 电话: \_\_\_\_\_ 地址: \_\_\_\_\_  
 传真: \_\_\_\_\_ 检测人: \_\_\_\_\_  
 客户地址: \_\_\_\_\_  
 电话: \_\_\_\_\_ 送检单位: \_\_\_\_\_  
 传真: \_\_\_\_\_ 客户姓名: \_\_\_\_\_  
 检测描述: \_\_\_\_\_  
 检测名称: 燃油泵  
 型号-零件号: \_\_\_\_\_  
 检测地点: \_\_\_\_\_

---

**检测结果**

送检编号: C05000-0511

检测项目	检测结果	标准范围	判定
LEAN TEST:	38	45	OK
Rich:	38	75	OK
WURM:	27.3±18.5	0	NG
Max:	20.5	218.5±14.4	OK
TL:	28.4	24.6±8.5	OK
EL:	14.1	15.7±4.8	OK
VE:	37	4.1±1.8	OK

接收前     维修后

### 1.9. 326-4634 Fuel Pump Warranty Instructions

#### (1) Fuel Pump Warranty Conditions And Instructions

It is necessary to provide pictures, videos of fuel pump or test reports of fuel pump inspection equipment as evidence to feed back to the salesman.

Fuel pump abnormal conditions are properly explained such as: 1.Black smoke, 2. Engine shake, 3. Difficulty starting the engine, 4. Engine noise, 5. Oil leakage etc.

Above problems also may cause by the incorrect installation of fuel pump, if they are confirmed to be product's problems after tested by Shumatt, it is within the warranty coverage.

#### (2) Fuel Pump Warranty Coverage

After customers receive the 326-4634 fuel pump within 15 days, if there is a performance failure and the product has no appearance damage, customer can choose to replace it or repair it;

If the 326-4634 fuel pump has performance problems during the warranty period (6-12 months), and it is confirmed to be product's problems after being tested, you can contact our salesmen to replace the same model or a reworked product with the same performance for free;

If the fuel pump has obvious scratches, it can only be repaired and it will be returned as it is if the product is confirmed to be fault-free.

**▲ Tips: For products not within warranty period, our company can provide paid maintenance services.**

**For products after paid repaired, the same performance problem will have a free warranty period within 3**

months from the date of repairing.

**(3) Fuel Pump Out of Warranty Coverage**

- ① The warranty period has expired.
- ② Fuel pump failure caused by high temperature, high pressure, humidity, rain and snow, saline-alkali land, earthquake, and used in abnormal environment.
- ③ Customer disassembles or repairs the fuel pump personally resulting in damage to the fuel pump.
- ④ Fuel pump damage caused by man-made reasons (throwing, strong magnetic field magnetization, set fire).
- ⑤ Fuel pump failure or fuel pump damage caused by non-fuel pump design, technology, manufacturing, quality and other issues.
- ⑥ Fuel pump failure due to system pressure exceeding system approved pressure.
- ⑦ Fuel pump failure caused by system voltage exceeding approved voltage.
- ⑧ Fuel pump failure caused by impurities (water, lead, aluminum powder, iron powder, sulfide) in the system fuel exceeding the standard requirements.
- ⑨ Fuel pump failure caused by not installing according to the tightening torque specified in the vehicle engine maintenance manual (the tightening torque is too large or too small).
- ⑩ Fuel pump failure caused by not following the installation angle specified in the vehicle engine maintenance manual.
- 11 Fuel pump failure caused by not following the cleaning requirements specified in the vehicle engine maintenance manual.
- 12 Fuel pump failure caused by failure to replace consumable parts as specified in the vehicle engine maintenance manual.
- 13 Fuel pump failure caused by not complying with the intake system fit clearance and exhaust system fit clearance requirements specified in the vehicle engine maintenance manual.
- 14 Failure to replace the consumable parts and the fitting clearance of the oil inlet system pipeline and the fuel pump connection in accordance with the fuel intake system specified in the vehicle engine maintenance manual.

**1.10. 326-4634 Fuel Pump Manufacturer**

**Fuel Pump's Manufacturer:** Shenzhen Shumatt Technology Co., Ltd

**2.326-4634 Fuel Pump Technical Support**

**2.1. 326-4634 Fuel pump Utilized Position**

Example: The fuel pump code is as follows

NO.	Name
A	Nameplate, logo, coding



## 2.2 326-4634 Fuel Pump Installation Precautions

### (1) 326-4634 Fuel Pump Installation Precautions:

① The replacement of the fuel pump must strictly follow the electrical system, the approved pressure of the low-pressure fuel intake system, the approved pressure of the high-pressure fuel circuit system, and fuel system replacement consumables requirements (including the low-pressure fuel circuit system filter and the high-pressure fuel circuit) specified in the vehicle engine maintenance manual.

② When install the fuel pump, strictly follow the manual of replacement of wearing parts of the fuel system, cleaning requirements for the connection between the fuel system and the fuel pump, the fitting clearance of the fuel pump connection, the installation angle and tightening torque of the fuel pump, the fitting clearance of the intake system, and the fitting clearance of the exhaust system, so that to ensure the service life of the engine and the normal operation of the fuel pump.

③ When installing the fuel pump on the engine, it is necessary to clean the engine block, cylinder head and other parts connected to the fuel pump, and ensure that there is no dust, carbon deposits, water, rust spots, etc.

④ If don't replace new washer shim, it can lead to: deformation of fuel pump, oil leakage and air leakage, which will cause serious damage to the fuel pump and fuel pump to break and cause damage to the engine.

⑤ When installing the fuel pump on the engine, please carefully check the components related to the installation of the fuel pump are not deformed, such as the fuel pump pressure plate, screw, fuel pump rod and other accessories, and install it in strict accordance with the operation steps of the engine maintenance manual.

⑥ It is forbidden to operate the bare fuel pump for a long time in an environment with serious dust pollution and corrosion to iron products.

⑦ It is forbidden to operate the bare fuel pump for a long time in a strong magnetic field environment.



### 2.3. Reasons For 326-4634 Fuel Pump Not Working Normally

- 1) There is air in the oil circuit of the engine fuel system.
- 2) Vehicle oil pump oil supply system is not normal.
- 3) Engine common rail system oil leakage or pressure limiting valve is damaged.
- 4) There is a short circuit, cutting out and poor contact in the wiring harness connected to the fuel pump of the vehicle.
- 5) The long-term placement of the fuel pump causes the anti-rust oil to solidify, and the internal components are stuck or the oil holes are blocked.

**▲ Before installing, carefully check whether other components in the common rail system except the fuel pump are damaged so as to prevent the fuel pump from not working properly after being replaced.**

### 2.4. Causes of 326-4634 Fuel Pump Being Damaged

- 1) Failure to operate correctly according to the engine maintenance manual during disassembly and assembly resulted in damage to the fuel pump.
- 2) The fuel used for the vehicle does not meet the standard, causing damage to the fuel pump, such as: the water content in the fuel oil exceeds the standard, iron powder, aluminum powder, sulfide impurities exceed the standard, etc.
- 3) The engine is not regularly maintained according to the engine maintenance manual (please refer to the vehicle maintenance manual for the maintenance mileage). For example, failure to replace the lubricating oil of the engine system for a long time will cause abnormal wear of the engine, excessive exhaust gas volume or a large amount of carbon deposits inside the engine. The filter is not replaced during maintenance or the replaced filter cannot reach the original filter standard. All above reasons can cause damage to the fuel pump.
- 4) The abrasion of the oil pump produces iron powder and aluminum powder enter the fuel pump and cause damage to the fuel pump.
- 5) The deformation and abrasion of fuel tank result in iron powder or aluminum powder entering the fuel pump and causing damage to the fuel pump.
- 6) The fuel pump is damaged due to replacement or adjustment of the relevant parts of the fuel pump. For example, the valve clearance does not meet the standard after the engine is repaired, the replacement or modification of the wiring harness connected to the fuel pump fails to meet the original standard.
- 7) The engine is overheated and overloaded for a long time working results in damage to the fuel pump.
- 8) The fuel pump will be damaged naturally at the end of its working life.
- 9) The fuel pump is magnetized (fuel pump parts' magnetic exceeded) causing the fuel pump to not work properly.

**▲ Before replacing the fuel pump, please check the engine parts carefully according to the engine maintenance manual to avoid the fuel pump being damaged again after replacement.**

### 2.5. 326-4634 Fuel Pump Technical Support Obtaining Methods

- (1) Fuel pump technical file, visit <http://shumatt.com> to get the technical file.
- (2) Fuel pump technical videos

**Facebook:** Visit <https://www.facebook.com/hison.li> to get the technical videos, constantly follow can get more information.

**YouTube:** Visit [https://www.youtube.com/channel/UCByvYBx7VjV\\_mAfxh\\_Hu-aw](https://www.youtube.com/channel/UCByvYBx7VjV_mAfxh_Hu-aw) to get the technical videos, constantly follow can get more information.

**Shumatt:** Visit <http://shumatt.com> to get the technical videos.

(3) Fuel pump information query software

TruckBook Parts EPC APP, Android/Apple App Store download and install, visit <http://shumatt.com> to get the download and installation tutorial

(4) Search the fuel pump test data through TruckBook Parts EPC APP.

### 3.326-4634 Fuel Pump Purchase And Delivery

#### 3.1. 326-4634 Fuel Pump Purchase Payment Terms

**Payment Terms:** T/T, PayPal, Alipay, WeChat

**⚠ Please contact our salesmen for specific payment information.**

#### 3.2. 326-4634 Fuel Pump Main Sales Markets

**Fuel Pump Main Sales Markets:** Asia, Europe, North America, South America, Africa etc.

#### 3.3. 326-4634 Fuel Pump Declaration Requirements

Shumatt can assist customers to provide the following documents for import customs clearance: contract, invoice, packing list, bill of lading, insurance policy, certificate of origin, etc.

#### 3.4. 326-4634 Fuel Pump Shipping Ways

**Destination in China areas:** SF Express, Debon Express, the corresponding logistics company can be provided according to customer requirements in special cases.

**Destinations out of China's areas:** DHL, UPS, FedEx, TNT air, ocean or other shipping methods required by customers.

#### 3.5. 326-4634 Fuel Pump Lead time

**Lead time:** Send out within 3 – 7 working days after receiving payment (Except for special products and special cases).

#### 3.6. 326-4634 Fuel Pump Logistics Time for Destination Out of China's Areas

**DHL Logistics Time :**

Country or Region of Departure	Hong Kong, China	Other Countries or Regions of Asia	Australia and New Zealand	Europe	America	Other Countries
China's Mainland	7 Days	7 Days	8 Days	8 Days	8-12 Days	7-10 Days

**UPS Logistics Time:** Country or Region of Departure: China's Mainland

Country of Destination	Estimated Arrival Time	Country of Destination	Estimated Arrival Time	Country of Destination	Estimated Arrival Time
Japan	3 Days	UK	5-7 Days	Egypt	5-7 Days

Turkey	5-7 Days	Singapore	3 Days	Switzerland	5-7 Days
Bahrain	5-7 Days	Latvia	7-10 Days	New Zealand	7-10 Days
Sri Lanka	5-7 Days	Thailand	3 Days	Austria	5-7 Days
Romania	5-7 Days	Vietnam	3-5 Days	Estonia	5-7 Days
Malaysia	3-5 Days	Israel	5-7 Days	Mexico	7-10 Days
France	5-7 Days	America	5-7 Days	United Arab Emirates	5-7 Days
Italy	5-7 Days	Netherlands	5-7 Days	Bengal	7-10 Days
Lebanon	5-7 Days	Philippine	3-5 Days	Greece	7-10 Days
South Korea	3 Days	Spain	5-7 Days	Myanmar	5-7 Days
Canada	5-7 Days	Germany	5-7 Days	Saudi Arabia	7-10 Days
Portugal	5-7 Days	Australia	5-7 Days	South Africa	7-10 Days
Denmark	5-7 Days	Belgium	5-7 Days	Ukraine	7-10 Days
India	7-10 Days	Qatar	7-10 Days	Poland	5-7 Days
Indonesia	3-5 Days	Morocco	7-10 Days	Pakistan	7-10 Days
Kuwait	7-10 Days	/	/	/	/

**⚠ The logistics time is for reference only, subjects are according to the actual arrival.**

### 3.7. 326-4634 Fuel Pump Packing

**Domestic express packaging:** Usually wrapped in waterproof scotch tape, such as picture No.1.

**International express packaging:** Wrapped with waterproof yellow tape After wrapping the black protective film, such as picture No. 2.

**Pallet Shipping:** Use fumigation free and recycling trays that meet export requirements, and use white wrapping protective film to wrap and bind with cable ties for the outside, such as picture No. 3, also, the products can be packaged according to customers' requirements.

**⚠ The packing tray is made of plastic and can be recycled.**

**⚠ Transparent tape, yellow tape, black wrapping protective film, white wrapping protective film are non-degradable materials, please dispose of them properly.**

**⚠ Minors are prohibited from using transparent tape, yellow tape, black wrapping protective film, and white wrapping protective film to avoid personal injury.**



Pic No. 1



Pic No. 2

**Domestic express packaging:**

Wrapped with Transparent tape

**International express packaging:**

Wrapped with yellow tape after wrapping black protective film



Pic No. 3

**Pallet Shipping:** Use pallet that meet export requirements, and use white wrapping protective film to wrap and bind with cable ties

#### 4.326-4634 Fuel Pump Storage Standard

**(1) Choose a suitable storage place**

The warehouse and cargo yard where fuel pump is stored should be kept clean and dry, and away from the factory buildings that generate harmful gases and dust; do not mix with acid, alkali, salt and other substances; the storage place should have a good drainage system; the cargo yard should be flattened with gravel or furnace ash etc. to enhance the water permeability of the surface layer to keep the reservoir area dry.

**(2) Strict requirements of warehousing**

Strict inspections should be carried out when fuel pumps are put into storage, the surface cleaning work should be done well to remove water traces, oil stains, ash and other dirt, remove the rust and do anti-rust treatment in time. The packed fuel pumps must be protected from being damaged.

**(3) Keep the warehouse dry and preventing moisture**

The relative humidity is usually below 70% for fuel pumps placed in the room, and the corrosion of fuel pumps is significantly reduced.

Fuel pumps must be stored in the warehouse, and they are forbidden to store in the same warehouse with commodities with high water content.

**(4) Stack Properly**



After the fuel pump is exposed in rain, the corrosion rate will increase significantly. The purpose of sealing is to isolate the fuel pump from rainwater and humid air, so the warehouse window should be checked in time to avoid rainwater entering the warehouse

If the fuel pump package is damaged, it should be repaired or replaced; when the package is damp, the packaging material should be dried; if the original anti-corrosion and oil applied at the factory is found to be damaged or dried up, it should be cleaned and re-applied oil in time.

- ⚠ It is forbidden to leave the fuel pump exposed in the air for a long time.
- ⚠ It is forbidden to store acid, alkali, salt and other substances together with the fuel pump.
- ⚠ The unpacked fuel pump must be rust-proof during secondary storage.

## 5. Company Information



-  Office Address
-  Global Exhibition


### 5.1. Company Introduction


**Chinese Name:** 深圳市舒马特科技有限公司

**English Name:** Shenzhen Shumatt Technology Co., Ltd.


 **Mob Phone/WeChat:** +86-13410541523

 **HK Telephone:** +852-67653519

 **Telephone:** +86-755-23215133

 **Email:** [ruby@shumatt.com](mailto:ruby@shumatt.com)

 **Website:** [www.shumatt.com](http://www.shumatt.com)

 **Shenzhen Office:** 11-12, Floor 14, Building 13, Qinchengda Building, Exit A, Honglang North Subway Station, Bao'an District, Shenzhen, China Mainland

 **Shenzhen Office:** Exit C, Qiao Touxu Metro Station, No. 66 Chongqing Road, Fuhai Avenue, Bao'an

District, Shenzhen, China Mainland

📍 **Hong Kong Office:** Jianfa Street Industrial Zone, Tuen Mun, New Territories, Hong Kong, China

📍 **After-Sales Service Address:** Please contact our salesmen to obtain and provide the corresponding product maintenance reasons (Reference: [1.9. 326-4634 Fuel Pump Warranty Instructions](#) )

## 5.2. Sales-men's Contact Information

NO.	Name	WeChat/Whatsapp	E-mail
1	Ruby	+86-13410541523	ruby@shumatt.com
2	Ivy	+86-18025309821	sales@shumatt.com
3	Rebecca	+86-18025349821	sales01@shumatt.com
4	Janny	+86-18028749821	sales02@shumatt.com
5	Sam	+86-13316859821	Sales8@shumatt.com
6	Natalie	+86-18938945856	sales15@shumatt.com
7	Ada	+86-1342286353	sales5@shumatt.com
8	Hison Li	+86-18318811871	web@shumatt.com
9	Mecca	+86-18938948618	sales11@shumatt.com
10	Eric	+86 18319033618	sales3@shumatt.com
11	Wayne ( Joaquín en español )	+86-13316959821	wayne@shumatt.com
12	Sylvia	+86 18312499884	sales6@shumatt.com

Visit <http://shumatt.com> for the latest sales staff information

**Note: The emails of Shumatt sales staff all end with [@shumatt.com](mailto:shumatt.com)**

## 6. Copyright Statement

The copyright of any contents (including but not limited to parameters, data, text, charts, images, sound, videos, etc.) provided in "326-4634 Fuel Pump 320D Series Technical File" belong to Shenzhen Shumatt Technology Co., Ltd. Without the prior written permission of Shenzhen Shumatt Technology Co., Ltd., you are not allowed to modify any contents in "326-4634 Fuel Pump 320D Series Technical File" in any way. At the same time, any conditions to spread, re-post, display the contents of "326-4634 Fuel Pump 320D Series Technical File" should indicate that the cited article is from Shenzhen Shumatt Technology Co., Ltd., Any actions failure to follow above conditions will violate the "Copyright Law of the People's Republic of China" and other laws and regulations and the provisions of relevant international conventions.