

1764365 Injector X15 Series Technical File

SKU1: Z1K30001764365



1764365 Injector X15 Series Technical File**content**

1. 1764365 Injector Introduction	2
1.1. 1764365 Injector Basic Information	2
1.2. 1764365 Injector Common Part Number	2
1.3. 1764365 Injector Parameter	2
1.4. 1764365 Injector Specifications and Dimensions	2
1.5. 1764365 Injector Quality Control	2
1.6. 1764365 Injector Customized Service	3
1.7. 1764365 Injector Packing List and Package Size	3
1.8. 1764365 Injector Testing Standard and Certificate	5
1.9. 1764365 Injector Warranty Instructions	6
1.10. 1764365 Injector Manufacturer	7
2. 1764365 Injector Technical Support	7
2.1. 1764365 Injector Part Number Location	7
2.2. 1764365 Injector Installation	8
2.3. 1764365 Injector Reasons for Not Working Normally	9
2.4. 1764365 Injector Causes of Being Damaged	9
2.5. 1764365 Injector Technical Support Obtaining Methods	10
3. 1764365 Injector Purchase and Delivery	10
3.1. 1764365 Injector Purchase Payment Term	10
3.2. 1764365 Injector Main Sales Markets	10
3.3. 1764365 Injector Declaration Requirements	10
3.4. 1764365 Injector Shipping Ways	10
3.5. 1764365 Injector Lead time	10
3.6. 1764365 Injector Logistics Time for Destination Out of China's Areas	11
3.7. 1764365 Injector Packing	11
4. 1764365 Injector Storage Standard	13
5. Company Information	13
5.1. Company Introduction	14
5.2. Sales-men's Contact Information	14
6. Copyright Statement	15

1764365 Injector X15 Series Technical File

1. 1764365 Injector Introduction

1.1. 1764365 Injector Basic Information

Title	Common Rail 1764365 Injector X15 Series	Quality
SKU1	Z1K30001764365	Re-manufactured

1.2. 1764365 Injector Common Part Number

(1) Injector Exchange Information

Injector Part Number	Re-manufacturing Number
1764365	/

(2) Injector Application Information

Vehicle Brand	Car Model	Engine Number
For SCANIA	SCANIA	DC12.14

(3) Injector Part Number Common Writing

1764365

1.3. 1764365 Injector Parameter

Adaptation System: Common Rail System

Injector Series: X15 Series

Injector Type: Electromagnetic

1.4. 1764365 Injector Specifications and Dimensions

Injector Size: 33cm*17cm*5cm

Injector Net Weight: 1100g

Injector Gross Weight: 1187g

Injector Quality: Re-manufactured

Injector Package Size: 35cm*19 cm*7 cm

Injector Type: High Pressure Common Rail Injector

Injector MOQ: 4 Pieces

1.5. 1764365 Injector Quality Control

(1) Injector Testing

All injector spare parts are tested for electrical characteristics, accuracy, high temperature, low temperature, withstand voltage, leakage, durability, and various working conditions.

(2) Injector Assembling

For the quality control of the injector production and installation process, our company strictly follows the standard product installation data and product installation steps to install, such as injector stroke test, injector solenoid valve tightening torque, injector nozzle tightening torque.



(3) Injector Inspection

The factory inspection of the injector is undergone full inspection, random inspection, and batch

inspection three inspections. Different brands of test benches are used to test the same injector for more than three times for factory inspection, and the injector installation testing environment are progressed in dust-free workshop.

1.6. 1764365 Injector Customized Service

- (1) **Injector's Customized Service Coverage:** Meet the customized needs of OEM manufacturers for shell lettering, logo engraving, injector internal packaging, injector external packaging and labels customized, etc.

	
Injector House Lettering	Injector Box And Label

(2) **Injector's Customized Service Requirements:**

The quantity of customized injectors shall not be less than **10 pieces**.

The quantity of customized injector packages shall not be less than **1000 pieces**.

Customized products involve the need of specify logo, the OEM manufacturer needs to provide trademark authorization and the sample of logo image file.

▲ **Once the customized injector is sold, it cannot be returned or exchanged if there is no quality problem.**

1.7. 1764365 Injector Packing List and Package Size

(1) Injector Spare Parts List

No.	1	2	3
Image			
Name	Injector assy	Anti-rust paper	VCI Anti-Rust bag
Description	injector assy number: 1764365	Prevent fuel injectors from rusting	Prevent fuel injectors from rusting

No.	4	5	6
Image			/
Name	Lining	Fuel injector packaging box	/
Description	Prevent the injector from being damaged by external forces	Place the injector and injector accessories	/

⚠ Minors are forbidden to use the injector assembly, O-ring, nozzle protective cover, fuel injector housing protective cover, oil return protective cover, VCI anti-rust bag, and air bubble bag to avoid personal injury.

⚠ O-ring and nozzle gasket are disposable installation accessories, and need to be replaced for re-installation.

⚠ The nozzle protective cover, the injector housing protective cover, and the oil return protective cover are recyclable accessories and can be recycled.

⚠ VCI anti-rust bags and bubble bags are non-degradable materials, please dispose them properly after using.

⚠ The injector and the installation parts should be coated with appropriate sealing oil during installation.

(2) Injector Box Size



No.	Name	Injector Package Size (cm)
1	Injector Box	35*19*7

1.8. 1764365 Injector Testing Standard and Certificate

Shumatt can provide the factory quality inspection test report of each injector to ensure that each delivered injector meets the engine performance indicators.

1.9. 1764365 Injector Warranty Instructions

It is necessary to provide pictures, videos, or test reports detected by the injector inspection equipment when the injector is abnormal during use as evidence to feed back to the salesman.

(2) Injector Warranty Coverage

If the 1764365 injector has performance problems during the warranty period (6-12 months), and it is confirmed that it is product's problems after testing, you can contact our salesmen to replace the same model or a reworked product with the same performance for free;

⚠️ Tips: For products not covered by warranty, our company can provide paid maintenance services. For products after paid repaired, the same performance problem will have a free warranty period within 3 months from the date of repairing.

Mob/WhatsApp: +86 13410541523

Tel: +8675523215133

Website : www.shumatt.com

- ① The warranty period has expired.
- ② Injector failure caused by high temperature, high pressure, humidity, rain and snow, saline-alkali land, earthquake, and used in abnormal environment.
- ③ Customer disassembles or repairs the injector personally resulting in damage to the injector.
- ④ Injector damage caused by man-made reasons (throwing, strong magnetic field magnetization, set fire).
- ⑤ Injector failure or injector damage caused by non-injector design, technology, manufacturing, quality, and other issues.
- ⑥ Injector failure due to system pressure exceeding system approved pressure.
- ⑦ Injector failure caused by system voltage exceeding approved voltage.
- ⑧ Injector failure caused by impurities (water, lead, aluminum powder, iron powder, sulfide) in the system fuel exceeding the standard requirements.
- ⑨ Injector failure caused by not installing according to the tightening torque specified in the vehicle engine maintenance manual (the tightening torque is too large or too small).
- ⑩ Injector failure caused by not following the installation angle specified in the vehicle engine maintenance manual.
- 11 Injector failure caused by not following the cleaning requirements specified in the vehicle engine maintenance manual.
- 12 Injector failure caused by failure to replace consumable parts as specified in the vehicle engine maintenance manual.
- 13 Injector failure caused by not complying with the intake system fit clearance and exhaust system fit clearance requirements specified in the vehicle engine maintenance manual.
- 14 Failure to replace the consumable parts and the fitting clearance of the oil inlet system pipeline and the injector connection in accordance with the fuel intake system specified in the vehicle engine maintenance manual.

1.10. 1764365 Injector Manufacturer

Injector's Manufacturer: Shenzhen Shumatt Technology Co., Ltd

2. 1764365 Injector Technical Support

2.1. 1764365 Injector Part Number Location

- 1) E.g.: See the injector part number as follows

No.	Name
A	Bran, logo, coding



2.2. 1764365 Injector Installation

(1) 1764365 Injector Installation Precautions:

- ⚠ The replacement of the injector must strictly follow the electrical system, the approved pressure of the low-pressure fuel intake system, the approved pressure of the high-pressure fuel circuit system, and fuel system replacement consumables requirements (including the low-pressure fuel circuit system filter and the high-pressure fuel circuit) specified in the vehicle engine maintenance manual.
- ⚠ Strictly follow the operation manual of replacement of wearing parts of the fuel system, cleaning requirements for the connection between the fuel system and the injector, the fitting clearance of the injector connection, the installation angle and tightening torque of the injector, the fitting clearance of the intake system, and the fitting clearance of the exhaust system, so that to ensure the service life of the engine and the normal operation of the injector.
- ⚠ When installing the injector on the engine, it is necessary to clean the engine block, cylinder head and other parts connected to the injector, and ensure that there is no dust, carbon deposits, water, rust spots, etc.
- ⚠ Before installing, check whether the injector nozzle gasket has been replaced and installed on the injector.
- ⚠ When installing the injector, apply lubricant between the injector, injector nozzle sealing gasket and O-

ring.

⚠ If a new gasket is not replaced, it can lead to: deformation of the tight cap of nozzle, deformation of nozzle, deformation of nozzle orifice, oil leakage and air leakage, which will cause serious damage to the injector and nozzle to break and cause damage to the engine.

⚠ When installing the injector on the engine, please carefully check the components related to the installation of the injector to ensure they are not deformed, such as the injector pressure plate, screw, injector rod and other accessories, and install it in strict accordance with the operation steps of the engine maintenance manual.

⚠ It is forbidden to operate the bare injector for a long time in an environment with serious dust pollution and corrosion to iron products.

⚠ It is forbidden to operate the bare injector for a long time in a strong magnetic field environment.

2.3. 1764365 Injector Reasons for Not Working Normally

- (1) There is air in the oil circuit of the engine fuel system.
- (2) Vehicle fuel injector fuel supply system is abnormal.
- (3) Engine common rail system oil leakage or pressure limiting valve damage.
- (4) There is a short circuit, cutting out and poor contact in the wiring harness connected to the injector of the vehicle.
- (5) The long-term placement of the injector causes the anti-rust oil to solidify, and the internal components are stuck or the oil holes are blocked.

⚠ Before installing, carefully check whether other components in the common rail system except the injector are damaged to prevent the injector from not working properly after being replaced.

2.4. 1764365 Injector Causes of Being Damaged

- (1) Didn't operate properly according to engine maintenance manual during disassembly or installation, resulting in damage to the injector.
- (2) The fuel oil used for the vehicle does not meet the standard cause damage to the injector, such as: the water content in the fuel oil exceeds the standard, iron powder, aluminum powder, sulfide impurities exceed the standard, etc.
- (3) The engine is not regularly maintained according to the engine maintenance manual (please refer to the vehicle maintenance manual for the maintenance mileage). For example, failure to replace the lubricating oil of the engine system for a long time will cause abnormal wear of the engine, excessive exhaust gas volume or a large amount of carbon deposits inside the engine. The filter is not replaced during maintenance or the replaced filter cannot reach the original filter standard. all above reasons can cause damage to the injector.
- (4) The abrasion of the injector produces iron powder and aluminum powder enter the injector and cause damage to the injector.
- (5) The deformation and abrasion of fuel tank result in iron powder or aluminum powder entering the injector and causing damage to the injector.

- (6) The injector is damaged due to replacement or adjustment of the relevant parts of the injector. For example, the valve clearance does not meet the standard after the engine is repaired, the replacement or modification of the wiring harness connected to the injector fails to meet the original standard.
- (7) The engine is overheated and overloaded for a long-time working result in damage to the injector.
- (8) The injector will be damaged naturally at the end of its working life.
- (9) The injector is magnetized (injector parts' magnetic exceeded) causing the injector to not work properly.

⚠ Before replacing the injector, please check the engine parts carefully according to the engine maintenance manual to avoid the injector being damaged again after replacement.

2.5. 1764365 Injector Technical Support Obtaining Methods

- (1) Injector Technical File , visit <http://shumatt.com> to get the technical file.
- (2) Injector Technical Videos

Facebook: Visit <https://www.facebook.com/hison.li> to get the technical videos, constantly follow can get more information.

YouTube: https://www.youtube.com/channel/UCByvYBx7VjV_mAfxh_Hu-aw to get the technical videos, constantly follow can get more information.

Shumatt: Visit <http://shumatt.com> to get the technical videos.

- (3) Injector Information Query Software
TruckBook Parts EPC APP, Android/Apple App Store download and install, visit <http://shumatt.com> to get the download and installation tutorial
- (4) Search The injector test data through TruckBook Parts EPC APP.

3. 1764365 Injector Purchase and Delivery

3.1. 1764365 Injector Purchase Payment Term

Payment Terms: T/T, PayPal, Alipay, WeChat

⚠ Please contact our salesmen for specific payment information.

3.2. 1764365 Injector Main Sales Markets

Injector main sales markets: Asia, Europe, North America, South America, Africa etc.

3.3. 1764365 Injector Declaration Requirements

Shumatt can assist customers to provide the following documents for import customs clearance: contract, invoice, packing list, bill of lading, insurance policy, certificate of origin, etc.

3.4. 1764365 Injector Shipping Ways

Destination in China Areas: SF Express, Debon Express, the corresponding logistics company can be provided according to customer requirements in special cases.

Destinations Out of China's Areas: DHL, UPS, FedEx, TNT air, ocean or other shipping methods required by customers.

3.5. 1764365 Injector Lead time

Lead time: Send out within 3 – 7 working days after receiving payment (Except for special products and

special cases)

3.6. 1764365 Injector Logistics Time for Destination Out of China's Areas

DHL Logistics Time :

Country or Region of Departure	Hong Kong, China	Other Countries or Regions of Asia	Australia and New Zealand	Europe	America	Other Countries
China's Mainland	7 Days	7 Days	8 Days	8 Days	8-12 Days	7-10 Days

UPS Logistics Time: Country or Region of Departure: China's Mainland

Country of Destination	Estimated Arrival Time	Country of Destination	Estimated Arrival Time	Country of Destination	Estimated Arrival Time
Japan	3 Days	UK	5-7Days	Egypt	5-7 Days
Turkey	5-7 Days	Singapore	3 Days	Switzerland	5-7 Days
Bahrain	5-7 Days	Latvia	7-10 Days	New Zealand	7-10 Days
Sri Lanka	5-7 Days	Thailand	3 Days	Austria	5-7 Days
Romania	5-7 Days	Vietnam	3-5 Days	Estonia	5-7 Days
Malaysia	3-5 Days	Israel	5-7 Days	Mexico	7-10 Days
France	5-7 Days	America	5-7 Days	United Arab Emirates	5-7 Days
Italy	5-7 Days	Netherlands	5-7 Days	Bengal	7-10 Days
Lebanon	5-7 Days	Philippine	3-5 Days	Greece	7-10 Days
South Korea	3 Days	Spain	5-7 Days	Myanmar	5-7 Days
Canada	5-7 Days	Germany	5-7 Days	Saudi Arabia	7-10 Days
Portugal	5-7 Days	Australia	5-7 Days	South Africa	7-10 Days
Denmark	5-7 Days	Belgium	5-7 Days	Ukraine	7-10 Days
India	7-10 Days	Qatar	7-10 Days	Poland	5-7 Days
Indonesia	3-5 Days	Morocco	7-10 Days	Pakistan	7-10 Days
Kuwait	7-10 Days	/	/	/	/

⚠ The logistics time is for reference only and is subject to the actual arrival.

3.7. 1764365 Injector Packing

Mob/WhatsApp: +86 13410541523

Email: ruby@shumatt.com

Tel: +8675523215133

Website : www.shumatt.com

© 2025 Shenzhen Shumatt Technology Co., Ltd

Domestic express packaging: Usually wrapped in waterproof scotch tape, such as picture No.1.

International express packaging: Wrapped with waterproof yellow tape After wrapping the black protective film, such as picture No. 2.

Pallet Shipping: Use fumigation free and recycling trays that meet export requirements, and use white wrapping protective film to wrap and bind with cable ties for the outside, such as picture No. 3, also, the products can be packaged according to customers' requirements.

⚠ The packing tray is made of plastic and can be recycled.

⚠ Transparent tape, yellow tape, black wrapping protective film, white wrapping protective film are non-degradable materials, please dispose of them properly.

⚠ Minors are prohibited from using transparent tape, yellow tape, black wrapping protective film, and white wrapping protective film to avoid personal injury.



Pic No. 1

Domestic express packaging:
Wrapped with Transparent tape



Pic No. 2

International express packaging:
Wrapped with yellow tape after wrapping black protective film



Pic No. 3

Pallet Shipping: Use pallet that meet export requirements, and use white wrapping protective film to wrap and bind with cable ties

4. 1764365 Injector Storage Standard

(1) Choose a suitable storage place

The warehouse and cargo yard where the injector is stored should be kept clean and dry, and away from the factory buildings that generate harmful gases and dust; do not mix with acids, alkali, salt and other substances; the storage place should have a good drainage system; the cargo yard should be flattened with gravel or furnace ash etc. to enhance the water permeability of the surface layer to keep the reservoir area dry.

(2) Strict requirements of warehousing

Strict inspections should be carried out when the injectors are put into storage, the surface cleaning work should be done well to remove water traces, oil stains, ash, and other dirt, remove the rust and do anti-rust treatment in time. Packaged injectors must be protected from damage.

(3) Keep the warehouse dry and preventing moisture

The relative humidity is usually below 70% for the injectors placed in the room, and the corrosion of the injectors is significantly reduced.

Injectors must be stored in the warehouse, and they are forbidden to store in the same warehouse with commodities with high water content.

(4) Stack Properly

After the injector is exposed to rain, the corrosion rate will increase significantly. The purpose of sealing is to isolate the injector from rainwater and humid air, so the warehouse window should be checked in time to avoid rainwater entering the warehouse

If the injector package is damaged, it should be repaired or replaced; when the package is damp, the packaging material should be dried; if the original anti-corrosion and oil applied at the factory is found to be damaged or dried up, it should be cleaned and re-applied oil in time.

⚠ It is forbidden to leave the injector exposed in the air for a long time.

⚠ It is forbidden to store acids, alkali, salt, and other substances together with the injector.

⚠ The unpacked injector must be rust-proof during secondary storage.

5. Company Information





5.1. Company Introduction

Chinese Name: 深圳市舒马特科技有限公司

English Name: Shenzhen Shumatt Technology Co., Ltd


 **Mob Phone/WeChat:** +86-13410541523


 **HK Telephone:** +852-67653519

 **Telephone:** +86-755-23215133


 **Email:** ruby@shumatt.com

 **Website:** www.shumatt.com

 **Shenzhen Office:** 11-12, Floor 14, Building 13, Qinchengda Building, Exit A, Honglang North Subway Station, Bao'an District, Shenzhen, China's Mainland

 **Shenzhen Office:** Exit C, Qiao Touxu Metro Station, NO. 66 Chongqing Road, Fuhai Avenue, Bao'an District, Shenzhen, China Mainland

 **Hong Kong Office:** Jianfa Street Industrial Zone, Tuen Mun, New Territories, Hong Kong, China

 **After-sales Service Address:** Please contact our salesmen to obtain and provide the corresponding product maintenance reasons (Reference: [1.9. 1764365 Injector Warranty Instructions](#))

5.2. Sales-men's Contact Information

No.	Name	WeChat/WhatsApp	Email
1	Ruby	+86-13410541523	ruby@shumatt.com
2	Ivy	+86-18025299821	sales@shumatt.com
3	Rebecca	+86-18025349821	sales01@shumatt.com

4	Janny	+86-18028749821	sales02@shumatt.com
5	Sam	+86-13316859821	Sales8@shumatt.com
6	Natalie	+86- 18938945856	sales15@shumatt.com
7	Ada	+86-1342286353	sales5@shumatt.com
8	Hison Li	+86-18318811871	web@shumatt.com
9	Mecca	+86-18938948618	sales11@shumatt.com
10	Eric	+86 18319033618	sales3@shumatt.com
11	Wayne (Joaquín en español)	+86-13316959821	wayne@shumatt.com
12	Sylvia	+86 18312499884	sales6@shumatt.com
Visit http://shumatt.com to obtain the latest information of salesmen			
PS: Shumatt's sales-men's emails are all end with @shumatt.com			

6. Copyright Statement

The copyright of any contents (including but not limited to parameters, data, text, charts, images, sounds, or videos, etc.) provided in “*1764365 Injector X15 Series Technical File*” belong to Shenzhen Shumatt Technology Co., Ltd. Without the prior written permission of Shenzhen Shumatt Technology Co., Ltd., you are not allowed to modify any contents in “*1764365 Injector X15 Series Technical File*” in any way. At the same time, any conditions to spread, re-post, display the contents of “*1764365 Injector X15 Series Technical File*” should indicate that the cited article is from Shenzhen Shumatt Technology Co., Ltd., Any actions failure to follow above conditions to use “*1764365 Injector X15 Series Technical File*” will violate the “*Copyright Law of the People's Republic of China*” and other laws and regulations and the provisions of relevant international conventions.