

094200-0350 Fuel Pump Transfer Pump Technical File

SKU: Z1L30942000350



094200-0350 Fuel Pump Transfer Pump Technical File**content**

| | |
|--|----|
| 1. 094200-0350 Fuel Pump Transfer Pump Introduction | 2 |
| 1.1. 094200-0350 Fuel Pump Transfer Pump Basic Information..... | 2 |
| 1.2. 094200-0350 Fuel Pump Transfer Pump Common Part Number..... | 2 |
| 1.3. 094200-0350 Fuel Pump Transfer Pump Parameter | 2 |
| 1.4. 094200-0350 Fuel Pump Transfer Pump Specifications and Dimensions | 2 |
| 1.5. 094200-0350 Fuel Pump Transfer Pump Quality Control | 2 |
| 1.6. 094200-0350 Fuel Pump Transfer Pump Customized Service..... | 3 |
| 1.7. 094200-0350 Fuel Pump Transfer Pump Packing List and Package Size..... | 3 |
| 1.8. 094200-0350 Fuel Pump Transfer Pump Testing Standard and Certificate | 5 |
| 1.9. 094200-0350 Fuel Pump Transfer Pump Warranty Instructions | 5 |
| 1.10. 094200-0350 Fuel Pump Transfer Pump Manufacturer..... | 6 |
| 2. 094200-0350 Fuel Pump Transfer Pump Technical Support | 6 |
| 2.1. 094200-0350 Fuel Pump Transfer Pump Part Number Location..... | 6 |
| 2.2. 094200-0350 Fuel Pump Transfer Pump Installation..... | 6 |
| 2.3. 094200-0350 Fuel Pump Transfer Pump Reasons for Not Working Normally..... | 7 |
| 2.4. 094200-0350 Fuel Pump Transfer Pump Causes of Being Damaged..... | 7 |
| 2.5. 094200-0350 Fuel Pump Transfer Pump Technical Support Obtaining Methods..... | 8 |
| 3. 094200-0350 Fuel Pump Transfer Pump Purchase and Delivery | 8 |
| 3.1. 094200-0350 Fuel Pump Transfer Pump Purchase Payment Term | 8 |
| 3.2. 094200-0350 Fuel Pump Transfer Pump Main Sales Markets..... | 9 |
| 3.3. 094200-0350 Fuel Pump Transfer Pump Declaration Requirements | 9 |
| 3.4. 094200-0350 Fuel Pump Transfer Pump Shipping Ways..... | 9 |
| 3.5. 094200-0350 Fuel Pump Transfer Pump Lead time | 9 |
| 3.6. 094200-0350 Fuel Pump Transfer Pump Logistics Time for Destination Out of China's Areas.... | 9 |
| 3.7. 094200-0350 Fuel Pump Transfer Pump Packing..... | 10 |
| 4. 094200-0350 Fuel Pump Transfer Pump Storage Standard | 11 |
| 5. Company Information..... | 12 |
| 5.1. Company Introduction | 12 |
| 5.2. Sales-men's Contact Information | 13 |
| 6. Copyright Statement..... | 13 |

094200-0350 Fuel Pump Transfer Pump Technical File

1. 094200-0350 Fuel Pump Transfer Pump Introduction

1.1. 094200-0350 Fuel Pump Transfer Pump Basic Information

| Title | 094200-0350 Fuel Pump Transfer Pump | Quality |
|-------|-------------------------------------|----------------|
| SKU | Z1L30942000350 | China Made New |

1.2. 094200-0350 Fuel Pump Transfer Pump Common Part Number

(1) Fuel Pump Transfer Pump Exchange Information

| Fuel Pump Transfer Pump Part Number | Common Part Number |
|-------------------------------------|--------------------|
| 094200-0350 | / |

(2) Fuel Pump Transfer Pump Application Information

| Fuel Pump Model | OE Number | For Car Model | Engine Number |
|-----------------|-----------|---------------|---------------|
| 094000-0460 | / | KOMATSU | SAA6D125E-3 |

(3) Fuel Pump Transfer Pump Part Number Common Writing

094200-0350

1.3. 094200-0350 Fuel Pump Transfer Pump Parameter

Adaptation System: Common Rail System

Fuel Pump Transfer Pump Series: /

Fuel Pump Transfer Pump Type: High Pressure Common Rail Fuel Pump Transfer Pump

1.4. 094200-0350 Fuel Pump Transfer Pump Specifications and Dimensions

Fuel Pump Transfer Pump Size: 15cm* 10cm *8cm

Fuel Pump Transfer Pump Net Weight: 100g

Fuel Pump Transfer Pump Gross Weight: 230g

Fuel Pump Transfer Pump Quality: China Made New

Fuel Pump Transfer Pump Package Size: 13cm*11 cm *3 cm

Fuel Pump Transfer Pump MOQ: 1 Pieces

1.5. 094200-0350 Fuel Pump Transfer Pump Quality Control

(1) Fuel Pump Transfer Pump Testing

All fuel pump transfer pump spare parts are tested for electrical characteristics, accuracy, high temperature, low temperature, withstand voltage, leakage, durability, and various working conditions.

(2) Fuel Pump Transfer Pump Assembling

For the quality control of the fuel pump transfer pump production and installation process, our company strictly follows the standard product installation data and product installation steps to install, such as fuel pump transfer pump stroke test, fuel pump transfer pump fatigue spring test.

(3) Fuel Pump Transfer Pump Inspection

The factory inspection of the fuel pump transfer pump is undergone full inspection, random inspection, and batch inspection three inspections. Different brands of test benches are used to test the same fuel pump

transfer pump for more than three times for factory inspection, and the fuel pump transfer pump installation testing environment are progressed in dust-free workshop.

1.6. 094200-0350 Fuel Pump Transfer Pump Customized Service

- (1) **Fuel Pump Transfer Pump's Customized Service Coverage:** Meet the customized needs of OEM manufacturers for shell lettering, logo engraving, fuel pump transfer pump internal packaging, fuel pump transfer pump external packaging and labels customized, etc.

| | |
|---|-------------|
| / | / |
| Fuel Pump Transfer Pump House Lettering | White Label |

(2) **Fuel Pump Transfer Pump's Customized Service Requirements:**

The quantity of customized fuel pump transfer pumps shall not be less than **10 pieces**.




The quantity of customized fuel pump transfer pump packages shall not be less than **1000 pieces**.



Customized products involve the need of specify logo, the OEM manufacturer needs to provide trademark authorization and the sample of logo image file.

⚠ **Once the customized fuel pump transfer pump is sold, it cannot be returned or exchanged if there is no quality problem.**

1.7. 094200-0350 Fuel Pump Transfer Pump Packing List and Package Size

(1) Fuel Pump Transfer Pump Spare Parts List

| No. | 1 | 2 | 3 |
|-------------|---|--|---|
| Image |  |  |  |
| Name | Fuel pump transfer pump assy | White bubble bag | White anti-rust bag |
| Description | Fuel pump transfer pump assy number: 094200-0350 | Prevent fuel pump transfer pumps from being damaged by external forces | Prevent fuel pump transfer pumps from rusting |

| No. | 4 | 5 | 6 |
|-------------|---|--|---|
| Image |  |  | / |
| Name | Desiccant | Fuel pump transfer pump packaging box | / |
| Description | Prevent plunger from rusting; absorb moisture | Place the fuel pump transfer pump and fuel pump transfer pump accessories | / |

⚠ Minors are forbidden to use the fuel pump transfer pump assembly, O-ring, nozzle protective cover, fuel fuel pump transfer pump housing protective cover, oil return protective cover, VCI anti-rust bag, and air bubble bag to avoid personal injury.

⚠ VCI anti-rust bags and bubble bags are non-degradable materials, please dispose them properly after using.

⚠ The fuel pump transfer pump and the installation parts should be coated with appropriate sealing oil during installation.

(2) Fuel Pump Transfer Pump Box Size



| No. | Name | Fuel Pump Transfer Pump Package Size (cm) |
|-----|-----------------------------|---|
| 1 | Fuel Pump Transfer Pump Box | 13*11*3 |

1.8. 094200-0350 Fuel Pump Transfer Pump Testing Standard and Certificate

Shumatt can provide the factory quality inspection test report of each fuel pump transfer pump to ensure that each delivered fuel pump transfer pump meets the engine performance indicators.

| BOTEN | | 测试报告 | | 4.05.2019 10:42:09 | |
|--|-------|-------|-------|--------------------|----|
| 承办单位: | | | | | |
| 电话: | | 地址: | | | |
| 传真: | | 检测人: | | | |
| 客户地址: | | 检测单位: | | | |
| 电话: | | 客户姓名: | | | |
| 传真: | | | | | |
| 检测项目: | | | | | |
| 检测名称: | | 检测日期: | | | |
| 型号-零件号: | | | | | |
| 检测时间: | | | | | |
| 检测结果 | | | | | |
| 检测标准: GB1000-10511 | | | | | |
| 检测项目 | 检测结果 | 标准值 | 公差 | 合格 | 备注 |
| IGN TEST: | 3.8 | 4.5 | ±0.5 | ✓ | |
| Back: | 3.8 | 4.5 | ±0.5 | ✓ | |
| WAPR: | 3.8 | 4.5 | ±0.5 | ✗ | |
| Max: | 231.5 | 231.5 | ±14.4 | ✓ | |
| TL: | 28.4 | 28.4 | ±0.5 | ✓ | |
| UL: | 14.1 | 14.1 | ±0.8 | ✓ | |
| VE: | 5.7 | 5.7 | ±1.8 | ✓ | |
| <input type="checkbox"/> 合格 <input type="checkbox"/> 不合格 | | | | | |

1.9. 094200-0350 Fuel Pump Transfer Pump Warranty Instructions

(1) Product Warranty Conditions and Instructions

It is necessary to provide pictures, videos, or test reports detected by the fuel pump transfer pump inspection equipment when the fuel pump transfer pump is abnormal during use as evidence to feed back to the salesman.

Abnormal conditions are properly explained such as: 1.Smoke, 2. Engine shake, 3. Difficulty starting the engine, 4. Engine noise, 5. oil leakage etc.

(2) Fuel Pump Transfer Pump Warranty Coverage

Within 15 days after customer receives the 094200-0350 fuel pump transfer pump, if there is a performance failure and the product has no appearance damage, customer can choose to replace it or repair it;

If the 094200-0350 fuel pump transfer pump has performance problems during the warranty period (6-12 months), and it is confirmed that it is product's problems after testing, you can contact our salesmen to replace the same model or a reworked product with the same performance for free;

If the fuel pump transfer pump house has obvious scratches, it can only be repaired and it will be returned as it is if the product is confirmed to be fault-free.

⚠ Tips: For products not covered by warranty, our company can provide paid maintenance services. For products after paid repaired, the same performance problem will have a free warranty period within 3 months from the date of repairing.

(3) Fuel Pump Transfer Pump Out of Warranty Coverage

- ① The warranty period has expired.
- ② Fuel pump transfer pump failure caused by high temperature, high pressure, humidity, rain and snow, saline-alkali land, earthquake, and used in abnormal environment.
- ③ Customer disassembles or repairs the fuel pump transfer pump personally resulting in damage to the fuel pump transfer pump.
- ④ Fuel pump transfer pump damage caused by man-made reasons (throwing, strong magnetic field magnetization, set fire).
- ⑤ Fuel pump transfer pump failure or fuel pump transfer pump damage caused by non-fuel pump transfer pump design, technology, manufacturing, quality, and other issues.
- ⑥ Fuel pump transfer pump failure due to system pressure exceeding system approved pressure.
- ⑦ Fuel pump transfer pump failure caused by system voltage exceeding approved voltage.
- ⑧ Fuel pump transfer pump failure caused by impurities (water, lead, aluminum powder, iron powder, sulfide) in the system fuel exceeding the standard requirements.
- ⑨ Fuel pump transfer pump failure caused by not installing according to the tightening torque specified in the vehicle engine maintenance manual (the tightening torque is too large or too small).
- ⑩ Fuel pump transfer pump failure caused by not following the installation angle specified in the vehicle engine maintenance manual.
- 11 Fuel pump transfer pump failure caused by not following the cleaning requirements specified in the vehicle engine maintenance manual.
- 12 Fuel pump transfer pump failure caused by failure to replace consumable parts as specified in the vehicle engine maintenance manual.
- 13 Fuel pump transfer pump failure caused by not complying with the intake system fit clearance and exhaust system fit clearance requirements specified in the vehicle engine maintenance manual.
- 14 Failure to replace the consumable parts and the fitting clearance of the oil inlet system pipeline and the fuel pump transfer pump connection in accordance with the fuel intake system specified in the vehicle engine maintenance manual.

1.10. 094200-0350 Fuel Pump Transfer Pump Manufacturer

Fuel Pump Transfer Pump's Manufacturer: Shenzhen Shumatt Technology Co., Ltd

2. 094200-0350 Fuel Pump Transfer Pump Technical Support

2.1. 094200-0350 Fuel Pump Transfer Pump Part Number Location

- 1) E.g.: See the fuel pump transfer pump part number as follows

| No. | Name |
|-----|--------------------|
| A | Bran, logo, coding |

2.2. 094200-0350 Fuel Pump Transfer Pump Installation

(1) 094200-0350 Fuel Pump Transfer Pump Installation Precautions:

- ⚠ The replacement of the fuel pump transfer pump must strictly follow the electrical system, the approved pressure of the low-pressure fuel intake system, the approved pressure of the high-pressure fuel circuit system, and fuel system replacement consumables requirements (including the low-pressure fuel circuit system filter and the high-pressure fuel circuit) specified in the vehicle engine maintenance manual.
- ⚠ Strictly follow the operation manual of replacement of wearing parts of the fuel system, cleaning requirements for the connection between the fuel system and the fuel pump transfer pump, the fitting clearance of the fuel pump transfer pump connection, the installation angle and tightening torque of the fuel pump transfer pump, the fitting clearance of the intake system, and the fitting clearance of the exhaust system, so that to ensure the service life of the engine and the normal operation of the fuel pump transfer pump.
- ⚠ When installing the fuel pump transfer pump on the engine, it is necessary to clean the engine block, cylinder head and other parts connected to the fuel pump transfer pump, and ensure that there is no dust, carbon deposits, water, rust spots, etc.
- ⚠ When installing the fuel pump transfer pump on the engine, please carefully check the components related to the installation of the fuel pump transfer pump to ensure they are not deformed, such as the fuel pump transfer pump pressure plate, screw, fuel pump transfer pump rod and other accessories, and install it in strict accordance with the operation steps of the engine maintenance manual.
- ⚠ It is forbidden to operate the bare fuel pump transfer pump for a long time in an environment with serious dust pollution and corrosion to iron products.
- ⚠ It is forbidden to operate the bare fuel pump transfer pump for a long time in a strong magnetic field environment.

2.3. 094200-0350 Fuel Pump Transfer Pump Reasons for Not Working Normally

- (1) There is air in the oil circuit of the engine fuel system.
- (2) Vehicle fuel pump transfer pump fuel supply system is abnormal.
- (3) Engine common rail system oil leakage or pressure limiting valve damage.
- (4) There is a short circuit, cutting out and poor contact in the wiring harness connected to the fuel pump transfer pump of the vehicle.
- (5) The long-term placement of the fuel pump transfer pump causes the anti-rust oil to solidify, and the internal components are stuck or the oil holes are blocked.

- ⚠ Before installing, carefully check whether other components in the common rail system except the fuel pump transfer pump are damaged to prevent the fuel pump transfer pump from not working properly after being replaced.

2.4. 094200-0350 Fuel Pump Transfer Pump Causes of Being Damaged

- (1) Didn't operate properly according to engine maintenance manual during disassembly or installation, resulting in damage to the fuel pump transfer pump.

- (2) The fuel oil used for the vehicle does not meet the standard cause damage to the fuel pump transfer pump, such as: the water content in the fuel oil exceeds the standard, iron powder, aluminum powder, sulfide impurities exceed the standard, etc.
- (3) The engine is not regularly maintained according to the engine maintenance manual (please refer to the vehicle maintenance manual for the maintenance mileage). For example, failure to replace the lubricating oil of the engine system for a long time will cause abnormal wear of the engine, excessive exhaust gas volume or a large amount of carbon deposits inside the engine. The filter is not replaced during maintenance or the replaced filter cannot reach the original filter standard. all above reasons can cause damage to the fuel pump transfer pump.
- (4) The abrasion of the fuel pump transfer pump produces iron powder and aluminum powder enter the fuel pump transfer pump and cause damage to the fuel pump transfer pump.
- (5) The deformation and abrasion of fuel tank result in iron powder or aluminum powder entering the fuel pump transfer pump and causing damage to the fuel pump transfer pump.
- (6) The fuel pump transfer pump is damaged due to replacement or adjustment of the relevant parts of the fuel pump transfer pump. For example, the valve clearance does not meet the standard after the engine is repaired, the replacement or modification of the wiring harness connected to the fuel pump transfer pump fails to meet the original standard.
- (7) The engine is overheated and overloaded for a long-time working result in damage to the fuel pump transfer pump.
- (8) The fuel pump transfer pump will be damaged naturally at the end of its working life.
- (9) The fuel pump transfer pump is magnetized (fuel pump transfer pump parts' magnetic exceeded) causing the fuel pump transfer pump to not work properly.

⚠ Before replacing the fuel pump transfer pump, please check the engine parts carefully according to the engine maintenance manual to avoid the fuel pump transfer pump being damaged again after replacement.

2.5. 094200-0350 Fuel Pump Transfer Pump Technical Support Obtaining Methods

- (1) Fuel Pump Transfer Pump Technical File , visit <http://shumatt.com> to get the technical file.
- (2) Fuel Pump Transfer Pump Technical Videos

Facebook: Visit <https://www.facebook.com/hison.li> to get the technical videos, constantly follow can get more information.

YouTube: https://www.youtube.com/channel/UCByvYBx7ViV_mAfxh_Hu-aw to get the technical videos, constantly follow can get more information.

Shumatt: Visit <http://shumatt.com> to get the technical videos.

- (3) Fuel Pump Transfer Pump Information Query Software
TruckBook Parts EPC APP, Android/Apple App Store download and install, visit <http://shumatt.com> to get the download and installation tutorial
- (4) Search The fuel pump transfer pump test data through TruckBook Parts EPC APP.

3. 094200-0350 Fuel Pump Transfer Pump Purchase and Delivery

3.1. 094200-0350 Fuel Pump Transfer Pump Purchase Payment Term

Payment Terms: T/T, PayPal, Alipay, WeChat

⚠ Please contact our salesmen for specific payment information.

3.2. 094200-0350 Fuel Pump Transfer Pump Main Sales Markets

Fuel pump transfer pump main sales markets: Asia, Europe, North America, South America, Africa etc.

3.3. 094200-0350 Fuel Pump Transfer Pump Declaration Requirements

Shumatt can assist customers to provide the following documents for import customs clearance: contract, invoice, packing list, bill of lading, insurance policy, certificate of origin, etc.

3.4. 094200-0350 Fuel Pump Transfer Pump Shipping Ways

Destination in China Areas: SF Express, Debon Express, the corresponding logistics company can be provided according to customer requirements in special cases.

Destinations Out of China's Areas: DHL, UPS, FedEx, TNT air, ocean or other shipping methods required by customers.

3.5. 094200-0350 Fuel Pump Transfer Pump Lead time

Lead time: Send out within 3 – 7 working days after receiving payment (Except for special products and special cases)

3.6. 094200-0350 Fuel Pump Transfer Pump Logistics Time for Destination Out of China's Areas

DHL Logistics Time :

| Country or Region of Departure | Hong Kong, China | Other Countries or Regions of Asia | Australia and New Zealand | Europe | America | Other Countries |
|--------------------------------|------------------|------------------------------------|---------------------------|--------|-----------|-----------------|
| China's Mainland | 7 Days | 7 Days | 8 Days | 8 Days | 8-12 Days | 7-10 Days |

UPS Logistics Time: Country or Region of Departure: China's Mainland

| Country of Destination | Estimated Arrival Time | Country of Destination | Estimated Arrival Time | Country of Destination | Estimated Arrival Time |
|------------------------|------------------------|------------------------|------------------------|------------------------|------------------------|
| Japan | 3 Days | UK | 5-7Days | Egypt | 5-7 Days |
| Turkey | 5-7 Days | Singapore | 3 Days | Switzerland | 5-7 Days |
| Bahrain | 5-7 Days | Latvia | 7-10 Days | New Zealand | 7-10 Days |
| Sri Lanka | 5-7 Days | Thailand | 3 Days | Austria | 5-7 Days |
| Romania | 5-7 Days | Vietnam | 3-5 Days | Estonia | 5-7 Days |
| Malaysia | 3-5 Days | Israel | 5-7 Days | Mexico | 7-10 Days |
| France | 5-7 Days | America | 5-7 Days | United Arab Emirates | 5-7 Days |
| Italy | 5-7 Days | Netherlands | 5-7 Days | Bengal | 7-10 Days |
| Lebanon | 5-7 Days | Philippine | 3-5 Days | Greece | 7-10 Days |

| | | | | | |
|-------------|-----------|-----------|-----------|--------------|-----------|
| South Korea | 3 Days | Spain | 5-7 Days | Myanmar | 5-7 Days |
| Canada | 5-7 Days | Germany | 5-7 Days | Saudi Arabia | 7-10 Days |
| Portugal | 5-7 Days | Australia | 5-7 Days | South Africa | 7-10 Days |
| Denmark | 5-7 Days | Belgium | 5-7 Days | Ukraine | 7-10 Days |
| India | 7-10 Days | Qatar | 7-10 Days | Poland | 5-7 Days |
| Indonesia | 3-5 Days | Morocco | 7-10 Days | Pakistan | 7-10 Days |
| Kuwait | 7-10 Days | / | / | / | / |

⚠ The logistics time is for reference only and is subject to the actual arrival.

3.7. 094200-0350 Fuel Pump Transfer Pump Packing

Domestic express packaging: Usually wrapped in waterproof scotch tape, such as picture No.1.

International express packaging: Wrapped with waterproof yellow tape After wrapping the black protective film, such as picture No. 2.

Pallet Shipping: Use fumigation free and recycling trays that meet export requirements, and use white wrapping protective film to wrap and bind with cable ties for the outside, such as picture No. 3, also, the products can be packaged according to customers' requirements.

⚠ The packing tray is made of plastic and can be recycled.

⚠ Transparent tape, yellow tape, black wrapping protective film, white wrapping protective film are non-degradable materials, please dispose of them properly.

⚠ Minors are prohibited from using transparent tape, yellow tape, black wrapping protective film, and white wrapping protective film to avoid personal injury.



Pic No. 1

Domestic express packaging:
Wrapped with Transparent tape



Pic No. 2

International express packaging:
Wrapped with yellow tape after wrapping black protective film



Pic No. 3

Pallet Shipping: Use pallet that meet export requirements, and use white wrapping protective film to wrap and bind with cable ties

4. 094200-0350 Fuel Pump Transfer Pump Storage Standard

(1) Choose a suitable storage place

The warehouse and cargo yard where the fuel pump transfer pump is stored should be kept clean and dry, and away from the factory buildings that generate harmful gases and dust; do not mix with acids, alkali, salt and other substances; the storage place should have a good drainage system; the cargo yard should be flattened with gravel or furnace ash etc. to enhance the water permeability of the surface layer to keep the reservoir area dry.

(2) Strict requirements of warehousing

Strict inspections should be carried out when the fuel pump transfer pumps are put into storage, the surface cleaning work should be done well to remove water traces, oil stains, ash, and other dirt, remove the rust and do anti-rust treatment in time. Packaged fuel pump transfer pumps must be protected from damage.

(3) Keep the warehouse dry and preventing moisture

The relative humidity is usually below 70% for the fuel pump transfer pumps placed in the room, and the corrosion of the fuel pump transfer pumps is significantly reduced.

Fuel pump transfer pumps must be stored in the warehouse, and they are forbidden to store in the same warehouse with commodities with high water content.

(4) Stack Properly

After the fuel pump transfer pump is exposed to rain, the corrosion rate will increase significantly. The purpose of sealing is to isolate the fuel pump transfer pump from rainwater and humid air, so the warehouse window should be checked in time to avoid rainwater entering the warehouse

If the fuel pump transfer pump package is damaged, it should be repaired or replaced; when the package

is damp, the packaging material should be dried; if the original anti-corrosion and oil applied at the factory is found to be damaged or dried up, it should be cleaned and re-applied oil in time.

- ⚠ It is forbidden to leave the fuel pump transfer pump exposed in the air for a long time.
- ⚠ It is forbidden to store acids, alkali, salt, and other substances together with the fuel pump transfer pump.
- ⚠ The unpacked fuel pump transfer pump must be rust-proof during secondary storage.

5. Company Information



5.1. Company Introduction

Chinese Name: 深圳市舒马特科技有限公司

English Name: Shenzhen Shumatt Technology Co., Ltd

📞 **Mob Phone/WeChat:** +86-13410541523

📞 **HK Telephone:** +852-67653519

☎ **Telephone:** +86-755-23215133

✉ **Email:** ruby@shumatt.com

🌐 **Website:** www.shumatt.com

📍 **Shenzhen Office:** 11-12, Floor 14, Building 13, Qinchengda Building, Exit A, Honglang North Subway Station, Bao'an District, Shenzhen, China's Mainland

📍 **Shenzhen Office:** Exit C, Qiao Touxu Metro Station, NO. 66 Chongqing Road, Fuhai Avenue, Bao'an District, Shenzhen, China Mainland

📍 **Hong Kong Office:** Jianfa Street Industrial Zone, Tuen Mun, New Territories, Hong Kong, China

📍 **After-sales Service Address:** Please contact our salesmen to obtain and provide the corresponding product maintenance reasons (Reference: [1.9. 094200-0350 Fuel Pump Transfer Pump Warranty Instructions](#))

5.2. Sales-men's Contact Information

| No. | Name | WeChat/WhatsApp | Email |
|--|------------------------------|------------------|---------------------|
| 1 | Ruby | +86-13410541523 | ruby@shumatt.com |
| 2 | Ivy | +86-18025299821 | sales@shumatt.com |
| 3 | Rebecca | +86-18025349821 | sales01@shumatt.com |
| 4 | Janny | +86-18028749821 | sales02@shumatt.com |
| 5 | Sam | +86-13316859821 | Sales8@shumatt.com |
| 6 | Natalie | +86- 18938945856 | sales15@shumatt.com |
| 7 | Ada | +86-1342286353 | sales5@shumatt.com |
| 8 | Hison Li | +86-18318811871 | web@shumatt.com |
| 9 | Mecca | +86-18938948618 | sales11@shumatt.com |
| 10 | Eric | +86 18319033618 | sales3@shumatt.com |
| 11 | Wayne (Joaquín en español) | +86-13316959821 | wayne@shumatt.com |
| 12 | Sylvia | +86 18312499884 | sales6@shumatt.com |
| Visit http://shumatt.com to obtain the latest information of salesmen | | | |
| PS: Shumatt's sales-men's emails are all end with @shumatt.com | | | |

6. Copyright Statement

The copyright of any contents (including but not limited to parameters, data, text, charts, images, sounds, or videos, etc.) provided in “**094200-0350 Fuel Pump Transfer Pump Technical File**” belong to Shenzhen Shumatt Technology Co., Ltd. Without the prior written permission of Shenzhen Shumatt Technology Co., Ltd., you are not allowed to modify any contents in “**094200-0350 Fuel Pump Transfer Pump Technical File**” in any way. At the same time, any conditions to spread, re-post, display the contents of “**094200-0350 Fuel Pump Transfer Pump Technical File**” should indicate that the cited article is from Shenzhen Shumatt Technology Co., Ltd., Any actions failure to follow above conditions to use “**094200-0350 Fuel Pump Transfer Pump Technical File**” will violate the "Copyright Law of the People's Republic of China" and other laws and regulations and the provisions of relevant international conventions. All referenced brands are property of their respective owners. This website is not affiliated with them.