

294184-0130 Fuel Pump Transfer Pump Cover HP3 Series Technical File

SKU1: Y1Y32941840130

SKU2: Y2L32941840130



294184-0130 Fuel Pump Transfer Pump Cover HP3 Series Technical File**content**

1. 294184-0130 Fuel Pump Transfer Pump Cover Introduction	2
1.1. 294184-0130 Fuel Pump Transfer Pump Cover Basic Information	2
1.2. 294184-0130 Fuel Pump Transfer Pump Cover Common Part Number	2
1.3. 294184-0130 Fuel Pump Transfer Pump Cover Parameter	2
1.4. 294184-0130 Fuel Pump Transfer Pump Cover Specifications and Dimensions	2
1.5. 294184-0130 Fuel Pump Transfer Pump Cover Quality Control	3
1.6. 294184-0130 Fuel Pump Transfer Pump Cover Customized Service	3
1.7. 294184-0130 Fuel Pump Transfer Pump Cover Packing List and Package Size	3
1.8. 294184-0130 Fuel Pump Transfer Pump Cover Testing Standard and Certificate	5
1.9. 294184-0130 Fuel Pump Transfer Pump Cover Warranty Instructions	6
1.10. 294184-0130 Fuel Pump Transfer Pump Cover Manufacturer	7
2. 294184-0130 Fuel Pump Transfer Pump Cover Technical Support	7
2.1. 294184-0130 Fuel Pump Transfer Pump Cover Installation	7
2.2. 294184-0130 Fuel Pump Transfer Pump Cover Reasons for Not Working Normally	8
2.3. 294184-0130 Fuel Pump Transfer Pump Cover Causes of Being Damaged	8
2.4. 294184-0130 Fuel Pump Transfer Pump Cover Technical Support Obtaining Methods	9
3. 294184-0130 Fuel Pump Transfer Pump Cover Purchase and Delivery	9
3.1. 294184-0130 Fuel Pump Transfer Pump Cover Purchase Payment Term	9
3.2. 294184-0130 Fuel Pump Transfer Pump Cover Main Sales Markets	9
3.3. 294184-0130 Fuel Pump Transfer Pump Cover Declaration Requirements	10
3.4. 294184-0130 Fuel Pump Transfer Pump Cover Shipping Ways	10
3.5. 294184-0130 Fuel Pump Transfer Pump Cover Lead time	10
3.6. 294184-0130 Fuel Pump Transfer Pump Cover Logistics Time for Destination Out of China's Areas	10
3.7. 294184-0130 Fuel Pump Transfer Pump Cover Packing	11
4. 294184-0130 Fuel Pump Transfer Pump Cover Storage Standard	12
5. Company Information	13
5.1. Company Introduction	13
5.2. Sales-men's Contact Information	14
6. Copyright Statement	14

294184-0130 Fuel Pump Transfer Pump Cover HP3 Series Technical File**1. 294184-0130 Fuel Pump Transfer Pump Cover Introduction****1.1. 294184-0130 Fuel Pump Transfer Pump Cover Basic Information**

Title	294184-0130 Fuel Pump Transfer Pump Cover HP3 Series	Quality
SKU1	Y1Y32941840130	Original New
SKU2	Y2L32941840130	Original New

1.2. 294184-0130 Fuel Pump Transfer Pump Cover Common Part Number**(1) Fuel Pump Transfer Pump Cover Exchange Information**

Fuel Pump Transfer Pump Cover Part Number	Common Part Number
294184-0130	/

(2) Fuel Pump Transfer Pump Cover Application Information

Applicable Fuel pump	OE Number	Engine Number
294000-0237	8-97311373-4	4JJ1TC
294000-0334	1460A001	4D56
294000-0640	1460A019	4D56
294000-1210	8-97311373-9	4JJ1TC
294000-1240	1460A057	4D56
294000-1370	1460A053	4D56
294000-1400	8-98155988-1	4JJ1
294000-1520	8-98151213-1	4JK1
294000-2330	1460A095	4N15
294000-2340	1460A096	4N15
294000-2350	1460A097	4D56

(3) Fuel Pump Transfer Pump Cover Part Number Common Writing

294184-0130

1.3. 294184-0130 Fuel Pump Transfer Pump Cover ParameterAdaptation System: **Common Rail System**Fuel Pump Transfer Pump Cover Series: **HP3**Fuel Pump Transfer Pump Cover Type: **High Pressure Pump, Common Rail System****1.4. 294184-0130 Fuel Pump Transfer Pump Cover Specifications and Dimensions**Fuel Pump Transfer Pump Cover Size: **8 cm*8cm *2cm**Fuel Pump Transfer Pump Cover Net Weight: **180g**Fuel Pump Transfer Pump Cover Gross Weight: **930g**Fuel Pump Transfer Pump Cover Quality: **Original New**Fuel Pump Transfer Pump Cover Package Size: **25 cm*14cm *7cm**Fuel Pump Transfer Pump Cover Type: **High Pressure Fuel Pump Transfer Pump**Fuel Pump Transfer Pump Cover MOQ: **1 Pieces**

1.5. 294184-0130 Fuel Pump Transfer Pump Cover Quality Control

(1) Fuel Pump Transfer Pump Cover Testing

All fuel pump transfer pump cover spare parts are tested for electrical characteristics, accuracy, high temperature, low temperature, withstand voltage, leakage, durability, and various working conditions.

(2) Fuel Pump Transfer Pump Cover Assembling


For the quality control of the fuel pump transfer pump cover production and installation process, our company strictly follows the standard product installation data and product installation steps to install, such as fuel pump transfer pump cover stroke test, fuel pump transfer pump cover solenoid valve tightening torque, fuel pump transfer pump cover nozzle tightening torque.

(3) Fuel Pump Transfer Pump Cover Inspection

The factory inspection of the fuel pump transfer pump cover is undergone full inspection, random inspection, and batch inspection three inspections. Different brands of test benches are used to test the same fuel pump transfer pump cover for more than three times for factory inspection, and the fuel pump transfer pump cover installation testing environment are progressed in dust-free workshop.

1.6. 294184-0130 Fuel Pump Transfer Pump Cover Customized Service

- (1) **Fuel Pump Transfer Pump Cover's Customized Service Coverage:** Meet the customized needs of OEM manufacturers for shell lettering, logo engraving, fuel pump transfer pump cover internal packaging, fuel pump transfer pump cover external packaging and labels customized, etc.



(2) Fuel Pump Transfer Pump Cover's Customized Service Requirements:

The quantity of customized fuel pump transfer pump covers shall not be less than **10 pieces**.

The quantity of customized fuel pump transfer pump cover packages shall not be less than **1000 pieces**.





Customized products involve the need of specify logo, the OEM manufacturer needs to provide trademark authorization and the sample of logo image file.

▲ Once the customized fuel pump transfer pump cover is sold, it cannot be returned or exchanged if there is no quality problem.

1.7. 294184-0130 Fuel Pump Transfer Pump Cover Packing List and Package Size

(1) Fuel Pump Transfer Pump Cover Spare Parts List

No.	1	2	3
-----	---	---	---

Image			
Name	Fuel pump transfer pump cover assy	White anti-rust bag	Anti-rust paper
Description	Fuel pump transfer pump cover assy number: 294184-0130	Prevent fuel pump transfer pump covers from rusting	Prevent fuel pump transfer pump covers from rusting
No.	4	5	6
Image		/	/
Name	Fuel pump cover transfer pump cover packaging	/	/
Description	Place the fuel pump transfer pump cover and fuel pump transfer pump cover accessories	/	/

⚠ Minors are forbidden to use the fuel pump transfer pump cover assembly, O-ring, nozzle protective cover, fuel fuel pump transfer pump cover housing protective cover, oil return protective cover, VCI anti-rust bag, and air bubble bag to avoid personal injury.

⚠ The Fuel pump cover is a one-time installation accessory and needs to be replaced when installed again

⚠ VCI anti-rust bags, Anti-rust paper and Fuel pump transfer pump cover are recyclable accessories and can be recycled.

⚠ VCI anti-rust bags and Anti-rust paper are non-degradable materials, please dispose them properly after using.

⚠ The fuel pump transfer pump cover and the installation parts should be coated with appropriate

sealing oil during installation.

(2) Fuel Pump Transfer Pump Cover Box Size



No.	Name	Fuel Pump Transfer Pump Cover Package Size (cm)
1	Fuel Pump Transfer Pump Cover Box	25*14*7

1.8. 294184-0130 Fuel Pump Transfer Pump Cover Testing Standard and Certificate

Shumatt can provide the factory quality inspection test report of each fuel pump transfer pump cover to ensure that each delivered fuel pump transfer pump cover meets the engine performance indicators.

BOTEN		测试报告		4.05.2019 10:42:09	
企业名称: _____					
电话: _____		地址: _____			
传真: _____		检测人: _____			
客户地址: _____		检测单位: _____			
电话: _____		客户姓名: _____			
检测描述: _____					
检测名称: 燃油泵					
型号-零件号: _____					
检测时间: _____					
检测结果					
检测器型号: C08000-0511					
	检测时间	检测结果	检测结果	检测结果	
IGAR TEST:	38	5	6.5	20.0±1.0	✓
Back:	38	4	75.0	20.0±1.0	✓
WAFER:	38	12.5±12.5	0.0	20.0±1.0	✗
Mass:	231.5	218.5±14.4	0.0	20.0±1.0	✓
TL:	28.4	24.0±8.5	0.0	20.0±1.0	✓
EL:	14.1	15.0±4.8	0.0	20.0±1.0	✓
VE:	3.2	4.5±1.6	0.0	20.0±1.0	✓
<input type="checkbox"/> 检测前 <input type="checkbox"/> 检测后					

1.9. 294184-0130 Fuel Pump Transfer Pump Cover Warranty Instructions

(1) Product Warranty Conditions and Instructions

It is necessary to provide pictures, videos, or test reports detected by the fuel pump transfer pump cover inspection equipment when the fuel pump transfer pump cover is abnormal during use as evidence to feed back to the salesman.

Abnormal conditions are properly explained such as: 1.Smoke, 2. Engine shake, 3. Difficulty starting the engine, 4. Engine noise, 5. oil leakage etc.

(2) Fuel Pump Transfer Pump Cover Warranty Coverage

Within 15 days after customer receives the 294184-0130 fuel pump transfer pump cover, if there is a performance failure and the product has no appearance damage, customer can choose to replace it or repair it;

If the 294184-0130 fuel pump transfer pump cover has performance problems during the warranty period (6-12 months), and it is confirmed that it is product's problems after testing, you can contact our salesmen to replace the same model or a reworked product with the same performance for free;

If the fuel pump transfer pump cover house has obvious scratches, it can only be repaired and it will be returned as it is if the product is confirmed to be fault-free.

⚠ Tips: For products not covered by warranty, our company can provide paid maintenance services. For products after paid repaired, the same performance problem will have a free warranty period within 3 months from the date of repairing.

(3) Fuel Pump Transfer Pump Cover Out of Warranty Coverage

- ① The warranty period has expired.
- ② Fuel pump cover transfer pump cover failure caused by high temperature, high pressure, humidity, rain and snow, saline-alkali land, earthquake, and used in abnormal environment.
- ③ Customer disassembles or repairs the fuel pump transfer pump cover personally resulting in damage to the fuel pump transfer pump cover.
- ④ Fuel pump cover transfer pump cover damage caused by man-made reasons (throwing, strong magnetic field magnetization, set fire).
- ⑤ Fuel pump cover transfer pump cover failure or fuel pump transfer pump cover damage caused by non-fuel pump transfer pump cover design, technology, manufacturing, quality, and other issues.
- ⑥ Fuel pump cover transfer pump cover failure due to system pressure exceeding system approved pressure.
- ⑦ Fuel pump cover transfer pump cover failure caused by system voltage exceeding approved voltage.
- ⑧ Fuel pump cover transfer pump cover failure caused by impurities (water, lead, aluminum powder, iron powder, sulfide) in the system fuel exceeding the standard requirements.
- ⑨ Fuel pump cover transfer pump cover failure caused by not installing according to the tightening torque specified in the vehicle engine maintenance manual (the tightening torque is too large or too small).
- ⑩ Fuel pump cover transfer pump cover failure caused by not following the installation angle specified in the vehicle engine maintenance manual.
- 11 Fuel pump cover transfer pump cover failure caused by not following the cleaning requirements specified in the vehicle engine maintenance manual.
- 12 Fuel pump cover transfer pump cover failure caused by failure to replace consumable parts as specified in the vehicle engine maintenance manual.
- 13 Fuel pump cover transfer pump cover failure caused by not complying with the intake system fit clearance and exhaust system fit clearance requirements specified in the vehicle engine maintenance manual.
- 14 Failure to replace the consumable parts and the fitting clearance of the oil inlet system pipeline and the fuel pump transfer pump cover connection in accordance with the fuel intake system specified in the vehicle engine maintenance manual.

1.10. 294184-0130 Fuel Pump Transfer Pump Cover Manufacturer

Fuel Pump Transfer Pump Cover's Manufacturer: Shenzhen Shumatt Technology Co., Ltd

2. 294184-0130 Fuel Pump Transfer Pump Cover Technical Support**2.1. 294184-0130 Fuel Pump Transfer Pump Cover Installation****(1) 294184-0130 Fuel Pump Transfer Pump Cover Installation Precautions:**

- ⚠ The replacement of the fuel pump transfer pump cover must strictly follow the electrical system, the approved pressure of the low-pressure fuel intake system, the approved pressure of the high-pressure fuel circuit system, and fuel system replacement consumables requirements (including the low-pressure fuel circuit system filter and the high-pressure fuel circuit) specified in the vehicle engine maintenance manual.
- ⚠ Strictly follow the operation manual of replacement of wearing parts of the fuel system, cleaning requirements for the connection between the fuel system and the fuel pump transfer pump cover, the fitting

clearance of the fuel pump transfer pump cover connection, the installation angle and tightening torque of the fuel pump transfer pump cover, the fitting clearance of the intake system, and the fitting clearance of the exhaust system, so that to ensure the service life of the engine and the normal operation of the fuel pump transfer pump cover.

⚠ When installing the fuel pump transfer pump cover on the engine, it is necessary to clean the engine block, cylinder head and other parts connected to the fuel pump transfer pump cover, and ensure that there is no dust, carbon deposits, water, rust spots, etc.

⚠ If a new sealing ring gasket is not replaced, it can lead to: deformation of the fuel pump cover, oil leakage, and air leakage, which may cause serious damage to the fuel pump cover and even breakage of the fuel pump cover, resulting in engine damage.

⚠ When installing the fuel pump transfer pump cover on the engine, please carefully check the components related to the installation of the fuel pump transfer pump cover to ensure they are not deformed, such as the fuel pump transfer pump cover pressure plate, screw, fuel pump transfer pump cover rod and other accessories, and install it in strict accordance with the operation steps of the engine maintenance manual.

⚠ It is forbidden to operate the bare fuel pump transfer pump cover for a long time in an environment with serious dust pollution and corrosion to iron products.

⚠ It is forbidden to operate the bare fuel pump transfer pump cover for a long time in a strong magnetic field environment.

2.2. 294184-0130 Fuel Pump Transfer Pump Cover Reasons for Not Working Normally

- (1) There is air in the oil circuit of the engine fuel system.
- (2) Vehicle fuel pump transfer pump cover fuel supply system is abnormal.
- (3) Engine common rail system oil leakage or pressure limiting valve damage.
- (4) There is a short circuit, cutting out and poor contact in the wiring harness connected to the fuel pump transfer pump cover of the vehicle.
- (5) The long-term placement of the fuel pump transfer pump cover causes the anti-rust oil to solidify, and the internal components are stuck or the oil holes are blocked.

⚠ Before installing, carefully check whether other components in the common rail system except the fuel pump transfer pump cover are damaged to prevent the fuel pump transfer pump cover from not working properly after being replaced.

2.3. 294184-0130 Fuel Pump Transfer Pump Cover Causes of Being Damaged

- (1) Didn't operate properly according to engine maintenance manual during disassembly or installation, resulting in damage to the fuel pump transfer pump cover.
- (2) The fuel oil used for the vehicle does not meet the standard cause damage to the fuel pump transfer pump cover, such as: the water content in the fuel oil exceeds the standard, iron powder, aluminum powder, sulfide impurities exceed the standard, etc.
- (3) The engine is not regularly maintained according to the engine maintenance manual (please refer to the vehicle maintenance manual for the maintenance mileage). For example, failure to replace the

lubricating oil of the engine system for a long time will cause abnormal wear of the engine, excessive exhaust gas volume or a large amount of carbon deposits inside the engine. The filter is not replaced during maintenance or the replaced filter cannot reach the original filter standard. all above reasons can cause damage to the fuel pump transfer pump cover.

- (4) The abrasion of the fuel pump transfer pump cover produces iron powder and aluminum powder enter the fuel pump transfer pump cover and cause damage to the fuel pump transfer pump cover.
- (5) The deformation and abrasion of fuel tank result in iron powder or aluminum powder entering the fuel pump transfer pump cover and causing damage to the fuel pump transfer pump cover.
- (6) The fuel pump transfer pump cover is damaged due to replacement or adjustment of the relevant parts of the fuel pump transfer pump cover. For example, the valve clearance does not meet the standard after the engine is repaired, the replacement or modification of the wiring harness connected to the fuel pump transfer pump cover fails to meet the original standard.
- (7) The engine is overheated and overloaded for a long-time working result in damage to the fuel pump transfer pump cover.
- (8) The fuel pump transfer pump cover will be damaged naturally at the end of its working life.
- (9) The fuel pump transfer pump cover is magnetized (fuel pump transfer pump cover parts' magnetic exceeded) causing the fuel pump transfer pump cover to not work properly.

⚠ Before replacing the fuel pump transfer pump cover, please check the engine parts carefully according to the engine maintenance manual to avoid the fuel pump transfer pump cover being damaged again after replacement.

2.4. 294184-0130 Fuel Pump Transfer Pump Cover Technical Support Obtaining Methods

- (1) Fuel Pump Transfer Pump Cover Technical File , visit <http://shumatt.com> to get the technical file.
- (2) Fuel Pump Transfer Pump Cover Technical Videos

Facebook: Visit <https://www.facebook.com/hison.li> to get the technical videos, constantly follow can get more information.

YouTube: https://www.youtube.com/channel/UCByvYBx7ViV_mAfxh_Hu-aw to get the technical videos, constantly follow can get more information.

Shumatt: Visit <http://shumatt.com> to get the technical videos.

- (3) Fuel Pump Transfer Pump Cover Information Query Software
TruckBook Parts EPC APP, Android/Apple App Store download and install, visit <http://shumatt.com> to get the download and installation tutorial
- (4) Search The fuel pump transfer pump cover test data through TruckBook Parts EPC APP.

3. 294184-0130 Fuel Pump Transfer Pump Cover Purchase and Delivery

3.1. 294184-0130 Fuel Pump Transfer Pump Cover Purchase Payment Term

Payment Terms: T/T, PayPal, Alipay, WeChat

⚠ Please contact our salesmen for specific payment information.

3.2. 294184-0130 Fuel Pump Transfer Pump Cover Main Sales Markets

Fuel pump cover transfer pump cover main sales markets: Asia, Europe, North America, South America, Africa etc.

3.3. 294184-0130 Fuel Pump Transfer Pump Cover Declaration Requirements

Shumatt can assist customers to provide the following documents for import customs clearance: contract, invoice, packing list, bill of lading, insurance policy, certificate of origin, etc.

3.4. 294184-0130 Fuel Pump Transfer Pump Cover Shipping Ways

Destination in China Areas: SF Express, Debon Express, the corresponding logistics company can be provided according to customer requirements in special cases.

Destinations Out of China's Areas: DHL, UPS, FedEx, TNT air, ocean or other shipping methods required by customers.

3.5. 294184-0130 Fuel Pump Transfer Pump Cover Lead time

Lead time: Send out within 3 – 7 working days after receiving payment (Except for special products and special cases)

3.6. 294184-0130 Fuel Pump Transfer Pump Cover Logistics Time for Destination Out of China's Areas

DHL Logistics Time :

Country or Region of Departure	Hong Kong, China	Other Countries or Regions of Asia	Australia and New Zealand	Europe	America	Other Countries
China's Mainland	7 Days	7 Days	8 Days	8 Days	8-12 Days	7-10 Days

UPS Logistics Time: Country or Region of Departure: China's Mainland

Country of Destination	Estimated Arrival Time	Country of Destination	Estimated Arrival Time	Country of Destination	Estimated Arrival Time
Japan	3 Days	UK	5-7Days	Egypt	5-7 Days
Turkey	5-7 Days	Singapore	3 Days	Switzerland	5-7 Days
Bahrain	5-7 Days	Latvia	7-10 Days	New Zealand	7-10 Days
Sri Lanka	5-7 Days	Thailand	3 Days	Austria	5-7 Days
Romania	5-7 Days	Vietnam	3-5 Days	Estonia	5-7 Days
Malaysia	3-5 Days	Israel	5-7 Days	Mexico	7-10 Days
France	5-7 Days	America	5-7 Days	United Arab Emirates	5-7 Days
Italy	5-7 Days	Netherlands	5-7 Days	Bengal	7-10 Days
Lebanon	5-7 Days	Philippine	3-5 Days	Greece	7-10 Days
South Korea	3 Days	Spain	5-7 Days	Myanmar	5-7 Days

Canada	5-7 Days	Germany	5-7 Days	Saudi Arabia	7-10 Days
Portugal	5-7 Days	Australia	5-7 Days	South Africa	7-10 Days
Denmark	5-7 Days	Belgium	5-7 Days	Ukraine	7-10 Days
India	7-10 Days	Qatar	7-10 Days	Poland	5-7 Days
Indonesia	3-5 Days	Morocco	7-10 Days	Pakistan	7-10 Days
Kuwait	7-10 Days	/	/	/	/

⚠ The logistics time is for reference only and is subject to the actual arrival.

3.7. 294184-0130 Fuel Pump Transfer Pump Cover Packing

Domestic express packaging: Usually wrapped in waterproof scotch tape, such as picture No.1.

International express packaging: Wrapped with waterproof yellow tape After wrapping the black protective film, such as picture No. 2.

Pallet Shipping: Use fumigation free and recycling trays that meet export requirements, and use white wrapping protective film to wrap and bind with cable ties for the outside, such as picture No. 3, also, the products can be packaged according to customers' requirements.

⚠ The packing tray is made of plastic and can be recycled.

⚠ Transparent tape, yellow tape, black wrapping protective film, white wrapping protective film are non-degradable materials, please dispose of them properly.


⚠ Minors are prohibited from using transparent tape, yellow tape, black wrapping protective film, and white wrapping protective film to avoid personal injury.



Pic No. 1

Domestic express packaging:

Wrapped with Transparent tape



Pic No. 2

International express packaging:

Wrapped with yellow tape after wrapping black protective film



Pic No. 3

Pallet Shipping: Use pallet that meet export requirements, and use white wrapping protective film to wrap and bind with cable ties

4. 294184-0130 Fuel Pump Transfer Pump Cover Storage Standard

(1) Choose a suitable storage place

The warehouse and cargo yard where the fuel pump transfer pump cover is stored should be kept clean and dry, and away from the factory buildings that generate harmful gases and dust; do not mix with acids, alkali, salt and other substances; the storage place should have a good drainage system; the cargo yard should be flattened with gravel or furnace ash etc. to enhance the water permeability of the surface layer to keep the reservoir area dry.

(2) Strict requirements of warehousing

Strict inspections should be carried out when the fuel pump transfer pump covers are put into storage, the surface cleaning work should be done well to remove water traces, oil stains, ash, and other dirt, remove the rust and do anti-rust treatment in time. Packaged fuel pump transfer pump covers must be protected from damage.

(3) Keep the warehouse dry and preventing moisture

The relative humidity is usually below 70% for the fuel pump transfer pump covers placed in the room, and the corrosion of the fuel pump transfer pump covers is significantly reduced.

Fuel pump cover transfer pump covers must be stored in the warehouse, and they are forbidden to store in the same warehouse with commodities with high water content.

(4) Stack Properly

After the fuel pump transfer pump cover is exposed to rain, the corrosion rate will increase significantly. The purpose of sealing is to isolate the fuel pump transfer pump cover from rainwater and humid air, so the warehouse window should be checked in time to avoid rainwater entering the warehouse

If the fuel pump transfer pump cover package is damaged, it should be repaired or replaced; when the

package is damp, the packaging material should be dried; if the original anti-corrosion and oil applied at the factory is found to be damaged or dried up, it should be cleaned and re-applied oil in time.

- ⚠ It is forbidden to leave the fuel pump transfer pump cover exposed in the air for a long time.
- ⚠ It is forbidden to store acids, alkali, salt, and other substances together with the fuel pump transfer pump cover.
- ⚠ The unpacked fuel pump transfer pump cover must be rust-proof during secondary storage.

5. Company Information



5.1. Company Introduction

Chinese Name: 深圳市舒马特科技有限公司

English Name: Shenzhen Shumatt Technology Co., Ltd

📞 **Mob Phone/WeChat:** +86-13410541523

📞 **HK Telephone:** +852-67653519

📞 **Telephone:** +86-755-23215133

✉ **Email:** ruby@shumatt.com

🌐 **Website:** www.shumatt.com

📍 **Shenzhen Office:** 11-12, Floor 14, Building 13, Qinchengda Building, Exit A, Honglang North Subway Station, Bao'an District, Shenzhen, China's Mainland

📍 **Shenzhen Office:** Exit C, Qiao Touxu Metro Station, NO. 66 Chongqing Road, Fuhai Avenue, Bao'an District, Shenzhen, China Mainland

📍 **Hong Kong Office:** Jianfa Street Industrial Zone, Tuen Mun, New Territories, Hong Kong, China

📍 **After-sales Service Address:** Please contact our salesmen to obtain and provide the corresponding product maintenance reasons (Reference: [1.9. 294184-0130 Fuel Pump Transfer Pump Cover Warranty Instructions](#))

5.2. Sales-men's Contact Information

No.	Name	WeChat/WhatsApp	Email
1	Ruby	+86-13410541523	ruby@shumatt.com
2	Ivy	+86-18025299821	sales@shumatt.com
3	Rebecca	+86-18025349821	sales01@shumatt.com
4	Janny	+86-18028749821	sales02@shumatt.com
5	Sam	+86-13316859821	Sales8@shumatt.com
6	Natalie	+86- 18938945856	sales15@shumatt.com
7	Ada	+86-1342286353	sales5@shumatt.com
8	Hison Li	+86-18318811871	web@shumatt.com
9	Mecca	+86-18938948618	sales11@shumatt.com
10	Eric	+86 18319033618	sales3@shumatt.com
11	Wayne (Joaquín en español)	+86-13316959821	wayne@shumatt.com
12	Sylvia	+86 18312499884	sales6@shumatt.com
Visit http://shumatt.com to obtain the latest information of salesmen			
PS: Shumatt's sales-men's emails are all end with @shumatt.com			

6. Copyright Statement

The copyright of any contents (including but not limited to parameters, data, text, charts, images, sounds, or videos, etc.) provided in "*294184-0130 Fuel Pump Transfer Pump Cover HP3 Series Technical File*" belong to Shenzhen Shumatt Technology Co., Ltd. Without the prior written permission of Shenzhen Shumatt Technology Co., Ltd., you are not allowed to modify any contents in "*294184-0130 Fuel Pump Transfer Pump Cover HP3 Series Technical File*" in any way. At the same time, any conditions to spread, re-post, display the contents of "*294184-0130 Fuel Pump Transfer Pump Cover HP3 Series Technical File*" should indicate that the cited article is from Shenzhen Shumatt Technology Co., Ltd., Any actions failure to follow above conditions to use "*294184-0130 Fuel Pump Transfer Pump Cover HP3 Series Technical File*" will violate the "Copyright Law of the People's Republic of China" and other laws and regulations and the provisions of relevant international conventions.