

294140-0150 Fuel Pump Outlet Valve Technical File

SKU1: G1Y3294140HP3HP4

SKU2: Y1W20000HP3HP4



294140-0150 Fuel Pump Outlet Valve Technical File**Content**

1. 294140-0150 Fuel Pump Outlet Valve Introduction	2
1.1. 294140-0150 Fuel Pump Outlet Valve Basic Information	2
1.2. 294140-0150 Fuel Pump Outlet Valve Common Part Number	2
1.3. 294140-0150 Fuel Pump Outlet Valve Parameter	3
1.4. 294140-0150 Fuel Pump Outlet Valve Specifications And Dimensions	3
1.5. 294140-0150 Fuel Pump Outlet Valve Quality Control	3
1.6. 294140-0150 Fuel Pump Outlet Valve Customized Service	3
1.7. 294140-0150 Fuel Pump Outlet Valve Packing List and Package Size	4
1.8. 294140-0150 Fuel Pump Outlet Valve Testing Standard and Certificate	5
1.9. 294140-0150 Fuel Pump Outlet Valve Warranty Instructions	6
1.10. 294140-0150 Fuel Pump Outlet Valve Manufacturer	7
2. 294140-0150 Fuel Pump Outlet Valve Technical Support	7
2.1. 294140-0150 Fuel Pump Outlet Valve Installation	7
2.2. 294140-0150 Fuel Pump Outlet Valve Not Working Normally	7
2.3. 294140-0150 Fuel Pump Outlet Valve Causes of Being Damaged	8
2.4. 294140-0150 Fuel Pump Outlet Valve Technical Support Obtaining Methods	8
3. 294140-0150 Fuel Pump Outlet Valve Purchase and Delivery	9
3.1. 294140-0150 Fuel Pump Outlet Valve Purchase Payment Term	9
3.2. 294140-0150 Fuel Pump Outlet Valve Main Sales Markets	9
3.3. 294140-0150 Fuel Pump Outlet Valve Declaration Requirements	9
3.4. 294140-0150 Fuel Pump Outlet Valve Shipping Ways	9
3.5. 294140-0150 Fuel Pump Outlet Valve Lead Time	9
3.6. 294140-0150 Fuel Pump Outlet Valve Logistics Time for Destination Out of China's Areas	9
3.7. 294140-0150 Fuel Pump Outlet Valve Packing	10
4. 294140-0150 Fuel Pump Outlet Valve Storage Standard	11
5. Company Information	12
5.1. Company Introduction	12
5.2. Salesmen's Contact Information	13
6. Copyright Statement	13

294140-0150 Fuel Pump Outlet Valve Technical File

1. 294140-0150 Fuel Pump Outlet Valve Introduction

1.1. 294140-0150 Fuel Pump Outlet Valve Basic Information

Title	294140-0150 Fuel Pump Outlet Valve	Quality
SKU1	G1Y3294140HP3HP4	China Made New
SKU2	Y1W20000HP3HP4	Original New

1.2. 294140-0150 Fuel Pump Outlet Valve Common Part Number

(1) Fuel Pump Outlet Valve Exchange Information

Fuel Pump Outlet Valve Part Number	Exchange Number
294140-0150	/

(2) Fuel Pump Outlet Valve Common Writing

Fuel Pump Outlet Valve Part Number	OE Number	Engine Model
294000-0019	22100-30021	2KD-FTV
294000-0030	8-97306044-2	4HJ1
294000-0047	RF5C 13 800A	RF-TDI
294000-0059	/	6045
294000-0075	/	4EE2
294000-0119	22100-0L010	1KD-FTV
294000-0123	16700AW402	YD22
294000-0163	16700AW420	YD22
294000-0173	22100-27020	1CD-FTV
294000-0186	22100-E0310	/
294000-0196	22100-E0280	N04C-TQ
294000-0200	22100-E0320	J05D
294000-0237	8-97311373-4	4JJ1TC
294000-0259	22100-E0330	J05D
294000-0265	8-97328886-1	4H04
294000-0294	/	W

294050-0019	22100-E0270	J08E
294050-0027	8-97602049-2	6H04
294050-0036	22100-E0250	J08E

(3) Fuel Pump Outlet Valve Common Writing

294140-0150

1.3. 294140-0150 Fuel Pump Outlet Valve Parameter

Adaptation System: **Common Rail System**

Fuel Pump Outlet Valve Series: **HP3/HP4**

Fuel Pump Outlet Valve Type: **High Pressure Common Rail Fuel Pump Outlet Valve**

1.4. 294140-0150 Fuel Pump Outlet Valve Specifications And Dimensions

Fuel Pump Outlet Valve Size: **2cm* 2cm *2cm**

Fuel Pump Outlet Valve Net Weight: **15g**

Fuel Pump Outlet Valve Gross Weight: **50g**

Fuel Pump Outlet Valve Quality: **China Made New/Original New**

Fuel Pump Outlet Valve Package Size: **4cm* 2cm *2cm**

Fuel Pump Outlet Valve MOQ: **1pcs**

1.5. 294140-0150 Fuel Pump Outlet Valve Quality Control

(1) Fuel Pump Outlet Valve Testing

All fuel pump outlet valves are tested for electrical characteristics, accuracy, high temperature, low temperature, withstand voltage, leakage, durability, and various working conditions.

(2) Fuel Pump Outlet Valve Assembling


For the quality control of the fuel pump outlet valve production and installation process, our company strictly follows the standard product installation data and product installation steps to install.

(3) Fuel Pump Outlet Valve Inspection

The factory inspection of the fuel pump outlet valve is undergone full inspection, random inspection, and batch inspection three inspections. Different brands of test benches are used to test the same fuel pump outlet valve for more than three times for factory inspection, and the fuel pump outlet valve installation testing environment are progressed in dust-free workshop.

1.6. 294140-0150 Fuel Pump Outlet Valve Customized Service

(1) **Fuel Pump Outlet Valve Customized Service Coverage:** Meet the customized needs of OEM manufacturers for shell lettering, logo engraving, fuel pump outlet valve internal packaging, fuel pump outlet valve external packaging and labels customized, etc.



Packing Box

(2) Fuel Pump Outlet Valve Customized Service Requirements:

The quantity of customized fuel pump outlet valves shall not be less than **100 pieces**.




The quantity of customized fuel pump outlet valve packages shall not be less than **1000 pieces**.

Customized products involve the need of specify logo, the OEM manufacturer needs to provide trademark authorization and the sample of logo image file.

⚠ Once the customized fuel pump outlet valve is sold, it cannot be returned or exchanged if there are no quality problems.

1.7. 294140-0150 Fuel Pump Outlet Valve Packing List and Package Size

(1) Fuel Pump Outlet Valve Spare Parts List

No.	1	2	3
Image			
Name	Fuel Pump Outlet Valve	White Anti-Rust Bag	Fuel Pump Outlet Valve Size
Description	Fuel Pump Outlet Valve Number: 294140-0150	Prevent Fuel Pump Outlet Valves From Rusting	1.34mm

⚠ Minors are prohibited from using the fuel pump outlet valve assembly, VCI anti-rust bags, or bubble bags to avoid personal injury.

⚠ The fuel pump outlet valve is a disposable accessory and must be replaced for reinstallation.

⚠ The VCI anti-rust bags and bubble bags are made of non-degradable materials. Please dispose of them properly after use.

⚠ The fuel pump outlet valve and the mounting guide must be treated with appropriate sealing oil during installation.

(2) Fuel Pump Outlet Valve Box Size



No.	Name	Fuel Pump Outlet Valve Packing Size (cm)
1	Fuel Pump Outlet Valve Packaging	4*2*2

1.8. 294140-0150 Fuel Pump Outlet Valve Testing Standard and Certificate

Shumatt can provide the factory quality inspection test report of each fuel pump outlet valve to ensure that each fuel pump outlet valve delivered meets the engine performance indicators.

BOTEN		测试报告		4.05.2019 10:42:09																																									
申请企业: _____ 申请: _____ 地址: _____ 传真: _____ 联系人: _____ 客户地址: _____ 电话: _____ 检验单位: _____ 传真: _____ 客户姓名: _____ 检测描述: _____ 检测名称: 检测 型号-零件号: _____ 检测日期: _____																																													
检测结果																																													
检测标准: CQC000-0511 <table border="1"> <thead> <tr> <th>检测项目</th> <th>检测结果</th> <th>标准值</th> <th>判定</th> <th>备注</th> </tr> </thead> <tbody> <tr> <td>LEAK TEST:</td> <td>38</td> <td>≤ 5</td> <td>OK</td> <td>20.0 ± 1.0</td> </tr> <tr> <td>Back:</td> <td>38</td> <td>≤ 5</td> <td>OK</td> <td>20.0 ± 1.0</td> </tr> <tr> <td>WPRM:</td> <td>38</td> <td>127.3 ± 10.5</td> <td>OK</td> <td>20.0 ± 1.0</td> </tr> <tr> <td>Max:</td> <td>215</td> <td>218.3 ± 14.4</td> <td>OK</td> <td>20.0 ± 1.0</td> </tr> <tr> <td>TL:</td> <td>284</td> <td>284.0 ± 8.5</td> <td>OK</td> <td>20.0 ± 1.0</td> </tr> <tr> <td>UL:</td> <td>141</td> <td>157.2 ± 4.8</td> <td>OK</td> <td>20.0 ± 1.0</td> </tr> <tr> <td>VE:</td> <td>37</td> <td>4.0 ± 1.0</td> <td>OK</td> <td>20.0 ± 1.0</td> </tr> </tbody> </table>						检测项目	检测结果	标准值	判定	备注	LEAK TEST:	38	≤ 5	OK	20.0 ± 1.0	Back:	38	≤ 5	OK	20.0 ± 1.0	WPRM:	38	127.3 ± 10.5	OK	20.0 ± 1.0	Max:	215	218.3 ± 14.4	OK	20.0 ± 1.0	TL:	284	284.0 ± 8.5	OK	20.0 ± 1.0	UL:	141	157.2 ± 4.8	OK	20.0 ± 1.0	VE:	37	4.0 ± 1.0	OK	20.0 ± 1.0
检测项目	检测结果	标准值	判定	备注																																									
LEAK TEST:	38	≤ 5	OK	20.0 ± 1.0																																									
Back:	38	≤ 5	OK	20.0 ± 1.0																																									
WPRM:	38	127.3 ± 10.5	OK	20.0 ± 1.0																																									
Max:	215	218.3 ± 14.4	OK	20.0 ± 1.0																																									
TL:	284	284.0 ± 8.5	OK	20.0 ± 1.0																																									
UL:	141	157.2 ± 4.8	OK	20.0 ± 1.0																																									
VE:	37	4.0 ± 1.0	OK	20.0 ± 1.0																																									
检测员: _____ 审核员: _____ 检测日期: _____																																													

1.9. 294140-0150 Fuel Pump Outlet Valve Warranty Instructions

(1) Product Warranty Conditions and Instructions

It is necessary to provide pictures, videos, or test reports detected by the fuel pump outlet valve inspection equipment when the fuel pump outlet valve is abnormal during use as evidence to feed back to the salesman.

Abnormal conditions are properly explained such as: 1.Smoke, 2. Engine shake, 3. Difficulty starting the engine, 4. Engine noise, 5. oil leakage etc.

(2) Fuel Pump Outlet Valve Warranty Coverage

Within 15 days after customer receives the 294140-0150 fuel pump outlet valve, if there is a performance failure and the product has no appearance damage, customer can choose to replace it or repair it;

If the 294140-0150 fuel pump outlet valve has performance problems during the warranty period (6-12 months), and it is confirmed that it is product's problems after testing, you can contact our salesmen to replace the same model or a reworked product with the same performance for free;

If the fuel pump outlet valve house has obvious scratches, it can only be repaired and it will be returned as it is if the product is confirmed to be fault-free.

⚠ Tips: For products not covered by warranty, our company can provide paid maintenance services. For products after paid repaired, the same performance problem will have a free warranty period within 3 months from the date of repairing.

(3) Fuel Pump Outlet Valve Out of Warranty Coverage

- ① The warranty period has expired.
- ② Fuel pump outlet valve failure caused by high temperature, high pressure, humidity, rain and snow, saline-alkali land, earthquake, and used in abnormal environment.
- ③ Customer disassembles or repairs the fuel pump outlet valve personally resulting in damage to the fuel pump outlet valve.
- ④ Fuel pump outlet valve damage caused by man-made reasons (throwing, strong magnetic field magnetization, set fire).
- ⑤ Fuel pump outlet valve failure or fuel pump outlet valve damage caused by non-fuel pump outlet valve design, technology, manufacturing, quality, and other issues.
- ⑥ Fuel pump outlet valve failure due to system pressure exceeding system approved pressure.
- ⑦ Fuel pump outlet valve failure caused by system voltage exceeding approved voltage.
- ⑧ Fuel pump outlet valve failure caused by impurities (water, lead, aluminum powder, iron powder, sulfide) in the system fuel exceeding the standard requirements.
- ⑨ Fuel pump outlet valve failure caused by not installing according to the tightening torque specified in the vehicle engine maintenance manual (the tightening torque is too large or too small).
- ⑩ Fuel pump outlet valve failure caused by not following the installation angle specified in the vehicle engine maintenance manual.
- 11 Fuel pump outlet valve failure caused by not following the cleaning requirements specified in the vehicle engine maintenance manual.
- 12 Fuel pump outlet valve failure caused by failure to replace consumable parts as specified in the

vehicle engine maintenance manual.

13 Fuel pump outlet valve failure caused by not complying with the intake system fit clearance and exhaust system fit clearance requirements specified in the vehicle engine maintenance manual.

14 Failure to replace the consumable parts and the fitting clearance of the oil inlet system pipeline and the fuel pump outlet valve connection in accordance with the fuel intake system specified in the vehicle engine maintenance manual.

1.10. 294140-0150 Fuel Pump Outlet Valve Manufacturer

Fuel Pump Outlet Valve Manufacturer: Shenzhen Shumatt Technology Co., Ltd

2. 294140-0150 Fuel Pump Outlet Valve Technical Support

2.1. 294140-0150 Fuel Pump Outlet Valve Installation

(1) 294140-0150 Fuel Pump Outlet Valve Installation Precautions:

① When replacing the fuel pump outlet valve, strictly follow the vehicle engine maintenance manual's specifications for the electrical system, low-pressure fuel inlet system approved pressure, high-pressure fuel system approved pressure, and fuel system consumable part replacement requirements (including low-pressure and high-pressure fuel system filters).

② Replace fuel system consumable parts, clean the fuel system and fuel pump outlet valve connections, ensure proper clearance between the fuel pump outlet valve connections, install the fuel pump outlet valve at the appropriate angle and tightening torque, and ensure proper clearance between the intake and exhaust systems. This ensures the engine's service life and proper function of the fuel pump outlet valve.

③ When installing the fuel pump outlet valve on the engine, clean the engine block, cylinder head, and other components connected to the fuel pump outlet valve to ensure they are free of dust, carbon deposits, water, rust, and other defects.

④ When installing the fuel pump outlet valve on the engine, carefully inspect all components related to the valve, such as the valve pressure plate, screws, and ejector pin, for deformation. Ensure installation is performed strictly in accordance with the engine maintenance manual's procedures. Do not expose the oil pump discharge valve to the environment for a long time in an environment with heavy dust pollution or corrosion to iron products.

⑤ Do not expose the oil pump discharge valve to the environment for a long time in a strong magnetic field.

2.2. 294140-0150 Fuel Pump Outlet Valve Not Working Normally

(1) There is air in the oil circuit of the engine fuel system.

(2) Vehicle oil pump's oil supply system is not normal.

(3) Engine common rail system oil leakage or pressure limiting valve damage.

(4) There is a short circuit, cutting out and poor contact in the wiring harness connected to the fuel pump outlet valve of the vehicle.

(5) The long-term placement of the fuel pump outlet valve causes the anti-rust oil to solidify, and the internal components are stuck or the oil holes are blocked.



Before installing, carefully check whether other components in the common rail system except the fuel

pump outlet valve are damaged to prevent the fuel pump outlet valve from not working properly after being replaced.

2.3. 294140-0150 Fuel Pump Outlet Valve Causes of Being Damaged

- (1) Didn't operate properly according to engine maintenance manual during disassembly or installation, resulting in damage to the fuel pump outlet valve.
- (2) The fuel oil used for the vehicle does not meet the standard cause damage to the fuel pump outlet valve, such as: the water content in the fuel oil exceeds the standard, iron powder, aluminum powder, sulfide impurities exceed the standard, etc.
- (3) The engine is not regularly maintained according to the engine maintenance manual (please refer to the vehicle maintenance manual for the maintenance mileage). For example, failure to replace the lubricating oil of the engine system for a long time will cause abnormal wear of the engine, excessive exhaust gas volume or a large amount of carbon deposits inside the engine. The filter is not replaced during maintenance or the replaced filter cannot reach the original filter standard. all above reasons can cause damage to the fuel pump outlet valve.
- (4) The abrasion of the fuel pump outlet valve produces iron powder and aluminum powder enter the fuel pump outlet valve and cause damage to the fuel pump outlet valve.
- (5) The deformation and abrasion of fuel tank result in iron powder or aluminum powder entering the fuel pump outlet valve and causing damage to the fuel pump outlet valve.
- (6) The fuel pump outlet valve is damaged due to replacement or adjustment of the relevant parts of the fuel pump outlet valve. For example, the valve clearance does not meet the standard after the engine is repaired, the replacement or modification of the wiring harness connected to the fuel pump outlet valve fails to meet the original standard.
- (7) The engine is overheated and overloaded for a long-time working result in damage to the fuel pump outlet valve.
- (8) The fuel pump outlet valve will be damaged naturally at the end of its working life.
- (9) The fuel pump outlet valve is magnetized (fuel pump outlet valve parts' magnetic exceeded) causing the fuel pump outlet valve to not work properly.

⚠ Before replacing the fuel pump outlet valve, please check the engine parts carefully according to the engine maintenance manual to avoid the fuel pump outlet valve being damaged again after replacement.

2.4. 294140-0150 Fuel Pump Outlet Valve Technical Support Obtaining Methods

(1) Fuel Pump Outlet Valve Technical File, visit <http://shumatt.com> to get the technical file.

(2) Fuel Pump Outlet Valve Technical Videos

YouTube: https://www.youtube.com/channel/UCByvYBx7VjV_mAfxh_Hu-aw to get the technical videos, constantly follow can get more information.

Shumatt: Visit <http://shumatt.com> to get the technical videos.

(3) Fuel Pump Outlet Valve Information Query Software

TruckBook Parts EPC APP, Android/Apple App Store download and install, visit <http://shumatt.com> to get the download and installation tutorial

(4) Search the fuel pump outlet valve test data through TruckBook Parts EPC APP.

3. 294140-0150 Fuel Pump Outlet Valve Purchase and Delivery

3.1. 294140-0150 Fuel Pump Outlet Valve Purchase Payment Term

Payment Terms: T/T, PayPal, Alipay, WeChat

⚠ Please contact our salesmen for specific payment information.

3.2. 294140-0150 Fuel Pump Outlet Valve Main Sales Markets

Fuel Pump Outlet Valve Main Sales Markets: Asia, Europe, North America, South America, Africa etc.

3.3. 294140-0150 Fuel Pump Outlet Valve Declaration Requirements

Shumatt can assist customers to provide the following documents for import customs clearance: contract, invoice, packing list, bill of lading, insurance policy, certificate of origin, etc.

3.4. 294140-0150 Fuel Pump Outlet Valve Shipping Ways

Destination in China Areas: SF Express, Debon Express, the corresponding logistics company can be provided according to customer requirements in special cases.

Destinations Out of China's Areas: DHL, UPS, FedEx, TNT air, ocean or other shipping methods required by customers.

3.5. 294140-0150 Fuel Pump Outlet Valve Lead Time

Lead Time: Send out within 3 – 7 working days after receiving payment (Except for special products and special cases).

3.6. 294140-0150 Fuel Pump Outlet Valve Logistics Time for Destination Out of China's Areas

DHL Logistics Time:

Country or Region of Departure	Hong Kong, China	Other Countries or Regions of Asia	Australia and New Zealand	Europe	America	Other Countries
China's Mainland	7 Days	7 Days	8 Days	8 Days	8-12 Days	7-10 Days

UPS Logistics Time: Country or Region of Departure: China's Mainland

Country of Destination	Estimated Arrival Time	Country of Destination	Estimated Arrival Time	Country of Destination	Estimated Arrival Time
Japan	3 Days	UK	5-7Days	Egypt	5-7 Days
Turkey	5-7 Days	Singapore	3 Days	Switzerland	5-7 Days
Bahrain	5-7 Days	Latvia	7-10 Days	New Zealand	7-10 Days
Sri Lanka	5-7 Days	Thailand	3 Days	Austria	5-7 Days
Romania	5-7 Days	Vietnam	3-5 Days	Estonia	5-7 Days
Malaysia	3-5 Days	Israel	5-7 Days	Mexico	7-10 Days
France	5-7 Days	America	5-7 Days	United Arab Emirates	5-7 Days
Italy	5-7 Days	Netherlands	5-7 Days	Bengal	7-10 Days
Lebanon	5-7 Days	Philippine	3-5 Days	Greece	7-10 Days
South Korea	3 Days	Spain	5-7 Days	Myanmar	5-7 Days
Canada	5-7 Days	Germany	5-7 Days	Saudi Arabia	7-10 Days

Mob/Whatsapp: +86 13410541523

Email : ruby@shumatt.com

Tel: +8675523215133

Website : www.shumatt.com

© 2025 Shenzhen Shumatt Technology Co., Ltd

Portugal	5-7 Days	Australia	5-7 Days	South Africa	7-10 Days
Denmark	5-7 Days	Belgium	5-7 Days	Ukraine	7-10 Days
India	7-10 Days	Qatar	7-10 Days	Poland	5-7 Days
Indonesia	3-5 Days	Morocco	7-10 Days	Pakistan	7-10 Days
Kuwait	7-10 Days	/	/	/	/

⚠ The logistics time is for reference only and is subject to the actual arrival.

3.7. 294140-0150 Fuel Pump Outlet Valve Packing

Domestic Express Packaging: Usually wrapped in waterproof scotch tape, such as picture No. 1.

International Express Packaging: Wrapped with waterproof yellow tape After wrapping the black protective film, such as picture No. 2.

Pallet Shipping: Use fumigation free and recycling trays that meet export requirements, and use white wrapping protective film to wrap and bind with cable ties for the outside, such as picture No. 3, also, the products can be packaged according to customers' requirements.

⚠ The packing tray is made of plastic and can be recycled.

⚠ Transparent tape, yellow tape, black wrapping protective film, white wrapping protective film are non-degradable materials, please dispose of them properly.

⚠ Minors are prohibited from using transparent tape, yellow tape, black wrapping protective film, and white wrapping protective film to avoid personal injury.



Pic No. 1

Domestic express packaging:
Wrapped with Transparent tape



Pic No. 2

International express packaging:
Wrapped with yellow tape after wrapping black protective film



Pic No. 3

Pallet shipment: Use pallets that meet export requirements and wrap with white plastic wrap and tie.

4. 294140-0150 Fuel Pump Outlet Valve Storage Standard

(1) Choose a Suitable Storage Place

The warehouse and cargo yard where the fuel pump outlet valve is stored should be kept clean and dry, and away from the factory buildings that generate harmful gases and dust; do not mix with acids, alkali, salt, and other substances; the storage place should have a good drainage system; the cargo yard should be flattened with gravel or furnace ash etc. to enhance the water permeability of the surface layer to keep the reservoir area dry.

(2) Strict Requirements of Warehousing

Strict inspections should be carried out when the fuel pump outlet valves are put into storage, the surface cleaning work should be done well to remove water traces, oil stains, ashes, and other dirt, remove the rust and do anti-rust treatment in time. Packaged fuel pump outlet valves must be protected from damage.

(3) Keep The Warehouse Dry And Preventing Moisture

The relative humidity is usually below 70% for the fuel pump outlet valves placed in the room, and the corrosion of the fuel pump outlet valves is significantly reduced.

Fuel pump outlet valves must be stored in the warehouse, and they are forbidden to store in the same warehouse with commodities with high water content.

(4) Stack Properly

After the fuel pump outlet valve is exposed to rain, the corrosion rate will increase significantly. The purpose of sealing is to isolate the fuel pump outlet valve from rainwater and humid air, so the warehouse window should be checked in time to avoid rainwater entering the warehouse.

If the fuel pump outlet valve package is damaged, it should be repaired or replaced; when the package is damp, the packaging material should be dried; if the original anti-corrosion and oil applied at the factory

is found to be damaged or dried up, it should be cleaned and re-applied oil in time.



It is forbidden to leave the fuel pump outlet valve exposed in the air for a long time.



It is forbidden to store acids, alkalis, salts, and other substances together with the fuel pump outlet valve.



The unpacked fuel pump outlet valve must be rust-proof during secondary storage.

5. Company Information



5.1. Company Introduction

Chinese Name: 深圳市舒马特科技有限公司

English Name: Shenzhen Shumatt Technology Co., Ltd

Mob/Whatsapp: +86 13410541523


Email : ruby@shumatt.com


Tel: +8675523215133

Website : www.shumatt.com

© 2025 Shenzhen Shumatt Technology Co., Ltd


 **Mob Phone/WeChat:** +86-13410541523


 **HK Telephone:** +852-67653519

 **Telephone:** +86-755-23215133


 **Email:** ruby@shumatt.com

 **Website:** www.shumatt.com

 **Shenzhen Office:** 11-12, Floor 14, Building 13, Qinchengda Building, Exit A, Honglang North Subway Station, Bao'an District, Shenzhen, China's Mainland

 **Shenzhen Office:** Exit C, Qiao Touxu Metro Station, NO. 66 Chongqing Road, Fuhai Avenue, Bao'an District, Shenzhen, China Mainland

 **Hong Kong Office:** Jianfa Street Industrial Zone, Tuen Mun, New Territories, Hong Kong, China

 **After-sales Service Address:** Please contact our salesmen to obtain and provide the corresponding product maintenance reasons (Reference: [1.9. 294140-0150 Fuel Pump Outlet Valve Warranty Instructions](#))

5.2. Salesmen's Contact Information

No.	Name	WeChat/WhatsApp	Email
1	Ruby	+86-13410541523	ruby@shumatt.com
2	Ivy	+86-18025299821	sales@shumatt.com
3	Rebecca	+86-18025349821	sales01@shumatt.com
4	Janny	+86-18028749821	sales02@shumatt.com
5	Sam	+86-13316859821	Sales8@shumatt.com
6	Natalie	+86- 18938945856	sales15@shumatt.com
7	Ada	+86-1342286353	sales5@shumatt.com
8	Hison Li	+86-18318811871	web@shumatt.com
9	Mecca	+86-18938948618	sales11@shumatt.com
10	Eric	+86 18319033618	sales3@shumatt.com
11	Wayne (Joaquín en español)	+86-13316959821	wayne@shumatt.com
12	Sylvia	+86 18312499884	sales6@shumatt.com
Visit http://shumatt.com to obtain the latest information of salesmen			
PS: Shumatt's salesmen's emails are all end with @shumatt.com			

6. Copyright Statement

The copyright of any contents (including but not limited to parameters, data, text, charts, images,

sounds, or videos, etc.) provided in “**294140-0150 Fuel Pump Outlet Valve Technical File**” belong to Shenzhen Shumatt Technology Co., Ltd. Without the prior written permission of Shenzhen Shumatt Technology Co., Ltd., you are not allowed to modify any contents in “**294140-0150 Fuel Pump Outlet Valve Technical File**” in any way. At the same time, any conditions to spread, repost, display the contents of “**294140-0150 Fuel Pump Outlet Valve Technical File**” should indicate that the cited article is from Shenzhen Shumatt Technology Co., Ltd., Any actions failure to follow above conditions to use “**294140-0150 Fuel Pump Outlet Valve Technical File**” will violate the “*Copyright Law of the People's Republic of China*” and other laws and regulations and the provisions of relevant international conventions.